


ESPECIFICAÇÕES TÉCNICAS
CACIFOS MONOBLOK

SÉRIES V, T, M, C, P, B, Z e L

by  **MEGABLOK**





SERIE SV-PLUS
1 porta por columna



SERIE ST-PLUS
2 portas por columna



SERIE SM-PLUS
3 portas por columna



SERIE SC-PLUS
4 portas por columna



SERIE SP-PLUS
5 portas por columna



SERIE SB-PLUS
6 portas por columna



SERIE SZ-PLUS
8 portas por columna



SERIE SL-PLUS
2 portas em forma de L

CARACTERÍSTICAS

Cacifos soldados monoblok fabricados com chapa de aço laminado em frio, qualidade DC01, segundo a norma europeia EN 10130 com um conteúdo em carbono inferior ao 0,12%.

Espessura 0,8 mm.

Tratamento prévio antes da pintura, passivado e desengordurante com fosfatização amorfa.

Secando em forno a 180°C durante 15 minutos.

Pintado com pintura Epoxi-poliéster em pó na cabine de pintura.

Fechadura de chave com cilindro extraível e chave mestra.

Dobradiças de copo reguláveis, uma das quais com travão para um fecho suave.

Corpo

Pintado cor cinza ral 7035 microtexturado. Espessura mínima de 50 microns.

Prateleira soldada e cabide de alumínio para os cabides da série SV.

Cabide de alumínio para cabides da série ST.

Corpo com reforço lateral com dobradiças.

Portas metálicas

Pintadas cor azul ral 5010 microtexturado ou cor cinza ral 7035 microtexturado.

Espessura mínima de 50 microns.

Porta sanduíche.

Arestas sem arestas vivas.

Opção de portas em melamina

Portas em melamina ou melamina hidrófuga com desenho de dupla face. 19 mm de espessura. Rebordo em PVC da mesma cor da porta.

Opção de portas fenólicas

Fabricado em placa compacta de resina fenólica.

Rígido, hidrófugo, antibacteriano e adequado para zonas húmidas.

Altamente resistente ao desgaste, o que o torna ideal para aplicações com uma elevada taxa de utilização e limpeza frequente.

Núcleo preto.

De acordo com as normas europeias EN 438-1 e EN 438-2. Densidade 1450 Kg/m³ segundo a norma DIN 53479.


Absorção de água inferior a 3%. Placa de 12 mm de espessura. Cantos arredondados.

Não necessita de manutenção.




Para maior informação pode contactar conosco no telefone 976 50 54 88, ou entrar no nosso site web www.megablok.com


CORES METÁLICAS



CORES MELAMÍNICAS HIDRÓFUGAS



CORES FENÓLICAS



FECHADURAS



Padrão: Key lock



Fechadura de cadeado em poliamida



Fechadura de cadeado em metal 1



Fechadura de cadeado em metal 2



Cabo de metal



Moedeiro (moeda retornável)



Moedeiro + caixa para as moedas



Fechadura de combinação e chave de emergência



Fechadura electrónica, combinação de 4 dígitos NEXT 1



Fechadura electrónica, combinação de 4 dígitos NEXT 2



Fechadura electrónica, combinação de 4 dígitos SOLA



Fechadura electrónica, combinação de 4 dígitos VERSA MINI



Fechadura electrónica, combinação de 4 dígitos TELEC



Fechadura electrónica, combinação de 4 dígitos ELOCK



Fechadura de proximidade PROXI 2



Fechadura de proximidade PROXI 3



Fechadura de proximidade VERSA MINI



Fechadura encas-trable

OPÇÕES



Obertura para cartas. Portas sem ventilação



Sobreteto com pequena inclinação



Pernas de aço



Tinta antibacteriana



Espelho



Pulseira de náilon




Pulseira elástica

COMBINAÇÕES E MEDIDAS

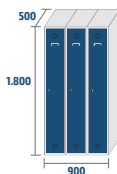
SÉRIE SV-PLUS



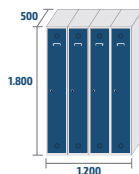
SV-30/1-PLUS




SV-30/2-PLUS



SV-30/3-PLUS



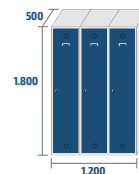
SV-30/4-PLUS



SV-40/1-PLUS




SV-40/2-PLUS

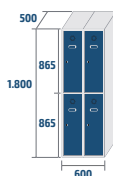


SV-40/3-PLUS

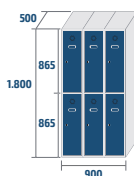
SÉRIE ST-PLUS



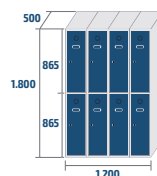
ST-30/1-PLUS



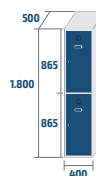
ST-30/2-PLUS



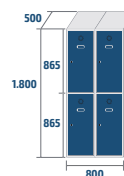
ST-30/3-PLUS



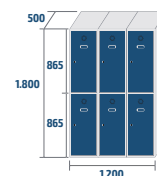
ST-30/4-PLUS



ST-40/1-PLUS




ST-40/2-PLUS

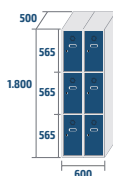


ST-40/3-PLUS

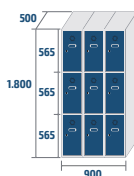
SÉRIE SM-PLUS



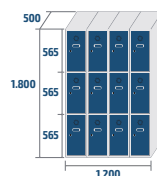
SM-30/1-PLUS



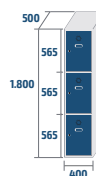
SM-30/2-PLUS



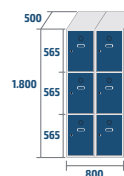
SM-30/3-PLUS



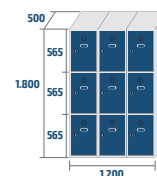
SM-30/4-PLUS



SM-40/1-PLUS

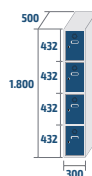


SM-40/2-PLUS

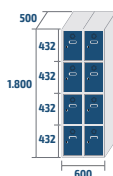


SM-40/3-PLUS

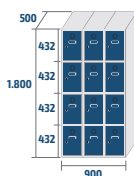
SÉRIE SC-PLUS



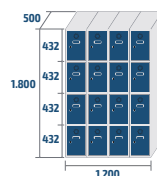
SC-30/1-PLUS



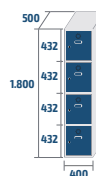
SC-30/2-PLUS



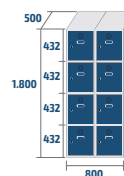
SC-30/3-PLUS



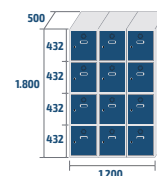
SC-30/4-PLUS



SC-40/1-PLUS



SC-40/2-PLUS



SC-40/3-PLUS

À profundidade dos vestiários, deve ser acrescentada a espessura do tipo de porta escolhido:

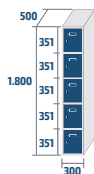
Porta metálica: 19 mm de espessura.

Porta de melamina: 18 mm de espessura.

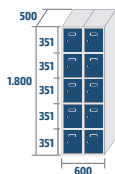
Porta fenólica: 12 mm de espessura.

COMBINAÇÕES E MEDIDAS

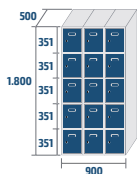
SÉRIE SP-PLUS



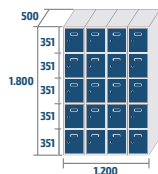
SP-30/1-PLUS



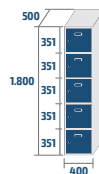
SP-30/2-PLUS



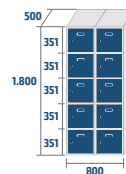
SP-30/3-PLUS



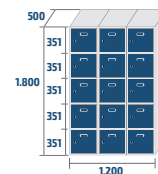
SP-30/4-PLUS



SP-40/1-PLUS




SP-40/2-PLUS

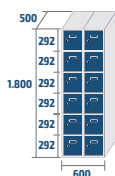


SP-40/3-PLUS

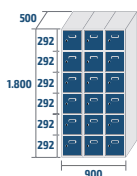
SÉRIE SB-PLUS



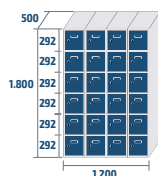
SB-30/1-PLUS




SB-30/2-PLUS



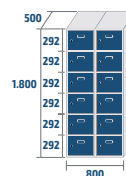
SB-30/3-PLUS



SB-30/4-PLUS



SB-40/1-PLUS

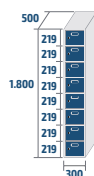


SB-40/2-PLUS




SB-40/3-PLUS

SÉRIE SZ-PLUS




SZ-30/1-PLUS




SZ-30/2-PLUS



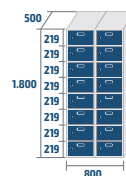
SZ-30/3-PLUS



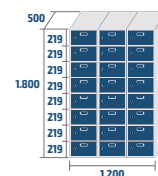
SZ-30/4-PLUS



SZ-40/1-PLUS




SZ-40/2-PLUS

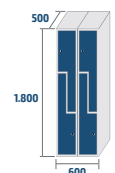


SZ-40/3-PLUS

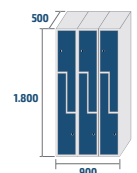
SÉRIE SL-PLUS



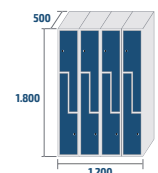
SL-30/1-PLUS




SL-30/2-PLUS



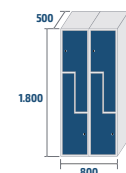
SL-30/3-PLUS



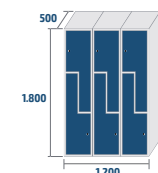
SL-30/4-PLUS



SL-40/1-PLUS



SL-40/2-PLUS



SL-40/3-PLUS

À profundidade dos vestiários, deve ser acrescentada a espessura do tipo de porta escolhido:

Porta metálica: 19 mm de espessura.

Porta de melamina: 18 mm de espessura.

Porta fenólica: 12 mm de espessura.