

CARACTERÍSTICAS / CHARACTERISTICS / CARACTERISTIQUES / CARACTERISTICAS



Etiquetero y rosetas de ventilación.
Card holder and vent system.
Porte-étiquette et volets d'aération.
Placa de numeração e ventilação.



Sin montaje.
Without assembly.
Pas de montage.
Sem montagem.



Sobretecho inclinado
Slope Top
Toit incliné
Sobretudo com pequena inclinação



Recomendado para ambientes húmedos. Resistente al agua. Waterproof.
Recommended for wet areas. Waterproof.
Récommandé pour les environnements humides.
Recomendado para lugares com humidade. Resistente a água.



Cerradura de llave.
Standard key lock.
Serrure standard à clé.
Fechadura standard de chave.



Inox.
Stainless steel.
Inox.
Inox.



Puerta con refuerzo longitudinal.
Door with longitudinal reinforcement.
Porte avec renforcement longitudinal.
Porta com reforço longitudinal.

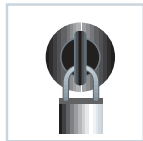


Pata regulable en altura.
Legs adjustable in height.
Pieds réglables en hauteur.
Pés reguláveis em altura.



Estructura soldada.
Welded structure.
Structure soudée.
Estrutura soldada.

OPCIONES / OPTIONS / OPTIONS / OPÇÕES



Pomo en poliamida
(candado opcional)
Padlockable Polyamide Lock
(optional padlock)
Poignée cadenassable en
polyamide (cadenas en option)
Fechadura de cadeado em poliamida



Pomo metálico (candado
combinación opcional)
Padlockable Metallic Lock
(optional combination padlock)
Poignée métallique (cadenas à
combinaison en option)
Fechadura de cadeado em metal



Cerradura de combinación y
llave de emergencia
Lock of 4 manual digits with
emergency key
Serrure à combinaison et clef
de émergence
Fechadura de combinação e
chave de emergência



Monedero (moneda retornable).
Coin-operated Lock (coin-return).
Monnayeur (monnaie réversible).
Moedeiro (moeda retornável).



Monedero + cajetín depósito.
Coin-operated Lock + Coin Collect
Box (cash box, non coin-return).
Monnayeur + tirelire (monnaie
non réversible).
Moedeiro + caixinha para as
moedas.








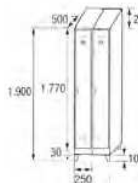
SERIE SV

SV-25/1 Inox
COD. 82901



24,6Kg. • 0,24m³

SV-25/2 Inox
COD. 82902



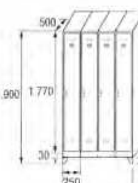
40,3Kg. • 0,48m³

SV-25/3 Inox
COD. 82903



57,8Kg. • 0,71m³

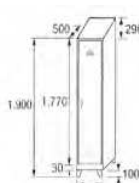
SV-25/4 Inox
COD. 82904



74,10Kg. • 0,95m³

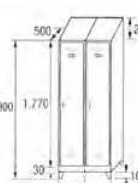
SERIE SV

SV-30/1 Inox
COD. 83901



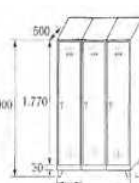
31,0Kg. • 0,38m³

SV-30/2 Inox
COD. 83902



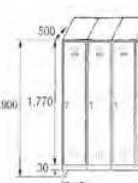
49,0Kg. • 0,69m³

SV-30/3 Inox
COD. 83903



67,0Kg. • 0,99m³

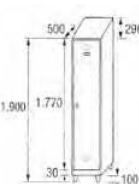
SV-30/4 Inox
COD. 83904



85,0Kg. • 1,31m³


SERIE SV

SV-40/1 Inox
COD. 84901



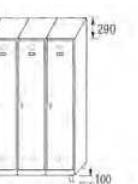
36,0Kg. • 0,38m³

SV-40/2 Inox
COD. 84902



59,0Kg. • 0,76m³

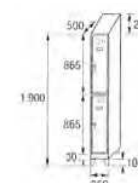
SV-40/3 Inox
COD. 84903



82,0Kg. • 1,14m³

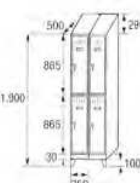
SERIE ST

ST-25/1 Inox
COD. 82911



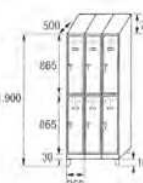
25,6Kg. • 0,24m³

ST-25/2 Inox
COD. 82912



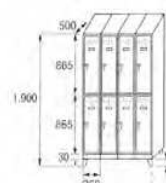
41,3Kg. • 0,48m³

ST-25/3 Inox
COD. 82913



58,8Kg. • 0,71m³

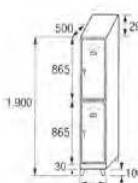
ST-25/4 Inox
COD. 82914



75,1Kg. • 0,95m³

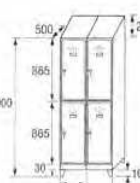
SERIE ST

ST-30/1 Inox
COD. 83911



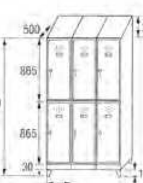
32,0Kg. • 0,69m³

ST-30/2 Inox
COD. 83912



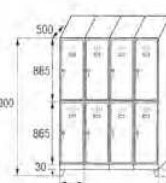
50,0Kg. • 0,99m³

ST-30/3 Inox
COD. 83913



68,0Kg. • 0,99m³

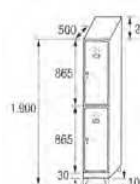
ST-30/4 Inox
COD. 83914



86,0Kg. • 1,31m³

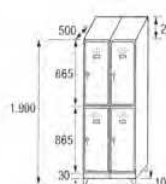
SERIE ST

ST-40/1 Inox
COD. 84911



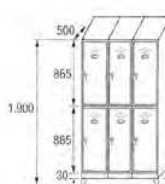
37,0Kg. • 0,38m³

ST-40/2 Inox
COD. 84912



60,0Kg. • 0,76m³

ST-40/3 Inox
COD. 84913



83,0Kg. • 1,14m³