

SPÉCIFICATIONS TECHNIQUES
VESTIAIRES MONOBLOK

SÉRIES V, T, M, C, P, B, Z et L

by  **MEGABLOK**





SERIE SV
1 porte par colonne



SERIE ST
2 portes par colonne



SERIE SM
3 portes par colonne



SERIE SC
4 portes par colonne



SERIE SP
5 portes par colonne



SERIE SB
6 portes par colonne



SERIE SZ
8 portes par colonne



SERIE SL
2 portes en forme de L



CARACTÉRISTIQUES

Fabriqués en tôle d'acier laminé à froid qualité DC01, selon la norme européenne EN10130 avec un contenu en carbone inférieur à 0.12%.

Épaisseur de 0.6 mm.

Traitement avant passage en peinture de passivation, dégraissage avec phosphatation d'acide.

Séché au four à 180°C pendant 15 minutes.

Peintes avec peinture en poudre Epoxy par moyen de cabines robotisés.

Corps

Peint en gris RAL 7035 Micro-texturé, épaisseur de la peinture minimum de 50 micromètres.

Tablette et tringle porte-cintres dans la série SV.

Tringle porte-cintres dans la série ST.

Pieds en acier inclus (épaisseur de 1.5 mm) avec bouchons en polyéthylène en couleur noir.

Portes

Portes peintes en bleu RAL 5010 micro-texturé o gris RAL 7035.

Micro-texturé épaisseur minimum 50 microns.

Double pliage sur le périmètre.

Bords sans arêtes coupantes et charnières occultes.

Porte étiquette.

Avec rosettes d'aération sur les séries SV, ST, SM, SC, SP, SB et SZ.

Serrures à cylindre chromé incluses deux clés.

Avec renfort longitudinal série SV.

Portes en L avec renfort longitudinal et charnières cachées (série SL2).

Nettoyage

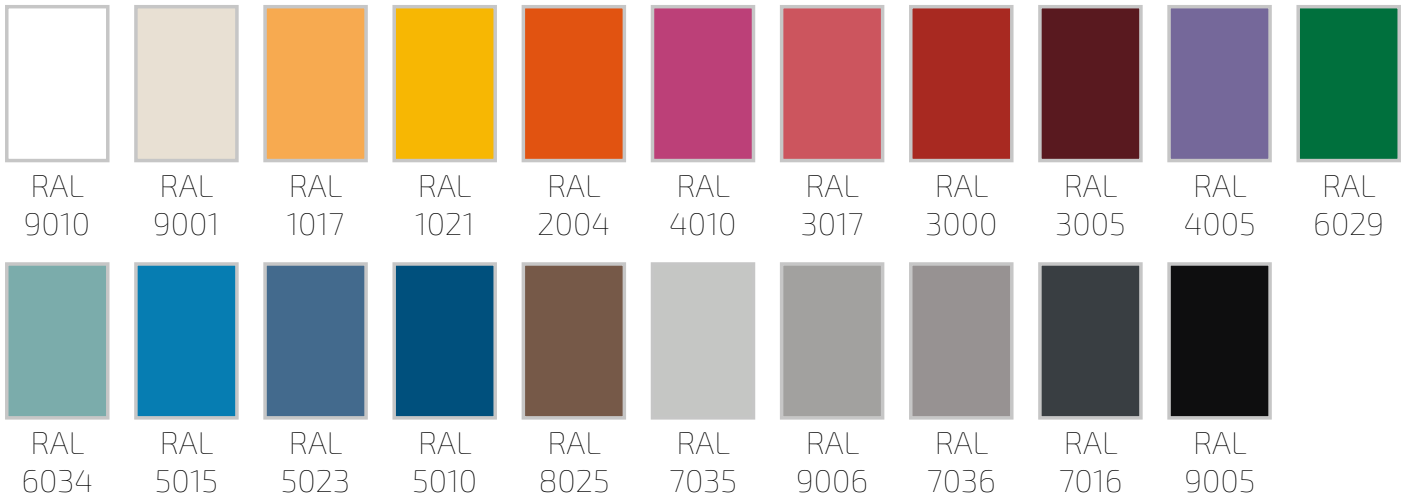
Il peut être facilement nettoyé avec des produits de nettoyage neutres et non agressifs tels que des nettoyants pour vitres, des nettoyants universels, etc. à l'aide d'un chiffon doux. L'utilisation de paille de fer ou de produits similaires n'est pas recommandée, car ils risquent de rayer la surface et de créer des piqûres de corrosion. Ne pas utiliser de produits contenant des chlorures, qui sont contre-indiqués car ils provoquent de la rouille. L'acide chlorhydrique ou les produits à base de fer en contact prolongé sont également déconseillés.

TRÈS IMPORTANT : après utilisation, le produit doit être soigneusement séché (à l'aide d'un chiffon doux), car l'humidité provoque la corrosion des casiers métalliques.

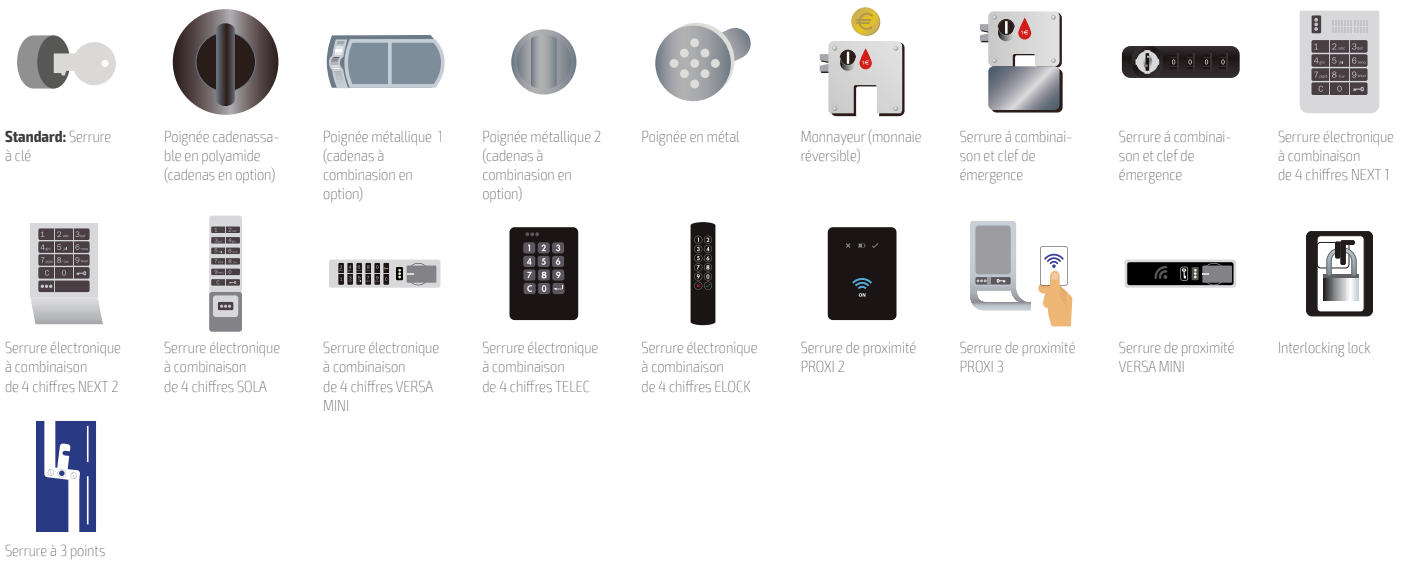




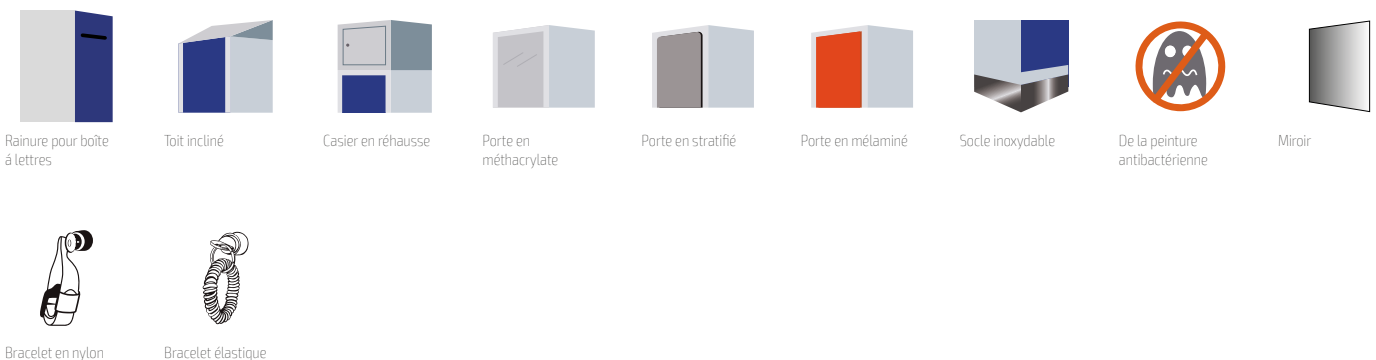
COULEURS



SERRURES



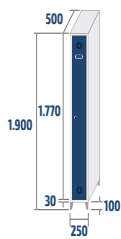
OPTIONS






COMBINAISONS ET MESURES

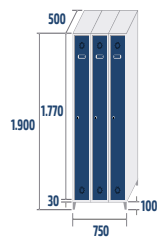
SÉRIE SV




SV-25/1
COD: 42501
18,5kg · 0,24m³



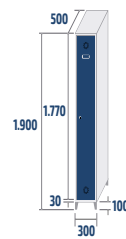
SV-25/2
COD: 42502
31kg · 0,48m³




SV-25/3
COD: 42503
44,5kg · 0,71m³



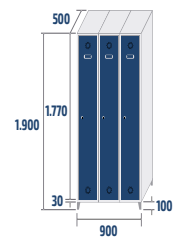
SV-25/4
COD: 42504
57kg · 0,95m³




SV-30/1
COD: 43001
20,6kg · 0,29m³



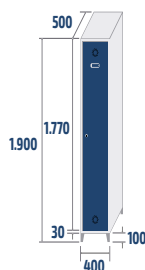
SV-30/2
COD: 43002
35,2kg · 0,57m³




SV-30/3
COD: 43003
49,8kg · 0,86m³



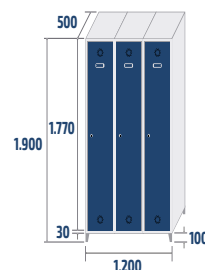
SV-30/4
COD: 43004
64,4kg · 1,14m³



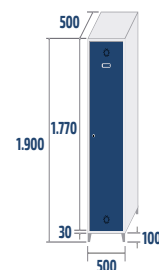
SV-40/1
COD: 44001
25kg · 0,38m³



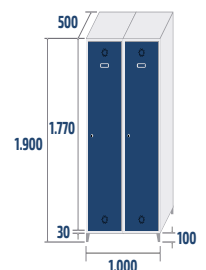
SV-40/2
COD: 44002
45kg · 0,76m³



SV-40/3
COD: 44003
65kg · 1,14m³

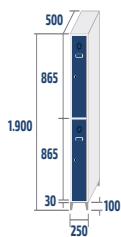


SV-50/1
COD: 45001
28kg · 0,48m³

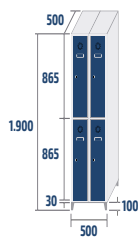


SV-50/2
COD: 45002
51kg · 0,95m³

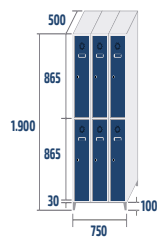
SÉRIE ST



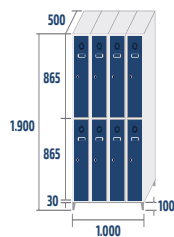
ST-25/1
COD: 42511
18,4kg · 0,24m³



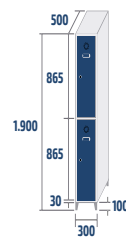
ST-25/2
COD: 42512
30,8kg · 0,48m³



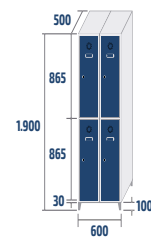
ST-25/3
COD: 42513
44,2kg · 0,71m³



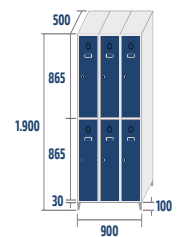
ST-25/4
COD: 42514
56,6kg · 0,95m³



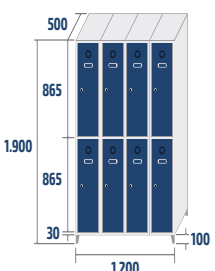
ST-30/1
COD: 43011
19,8kg · 0,29m³



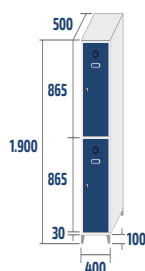
ST-30/2
COD: 43012
33,6kg · 0,57m³




ST-30/3
COD: 43013
47,4kg · 0,86m³



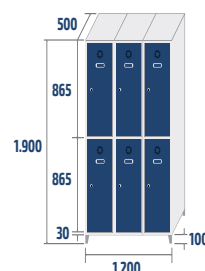
ST-30/4
COD: 43014
62,2kg · 1,14m³



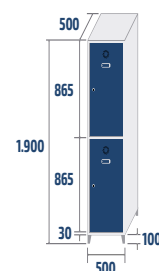
ST-40/1
COD: 44011
23kg · 0,38m³



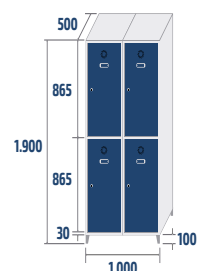
ST-40/2
COD: 44012
41kg · 0,76m³



ST-40/3
COD: 44013
59kg · 1,14m³



ST-50/1
COD: 45011
26kg · 0,48m³

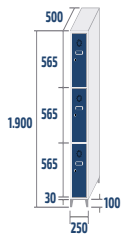


ST-50/2
COD: 45012
47kg · 0,95m³

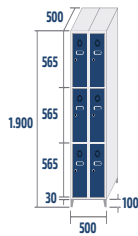


COMBINAISONS ET MESURES

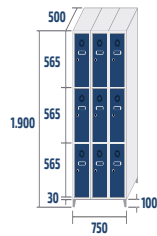
SÉRIE SM



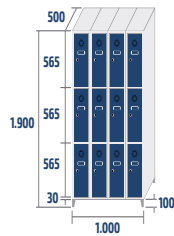
SM-25/1
COD: 42531
19,6kg · 0,24m³



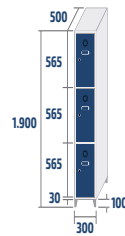
SM-25/2
COD: 42532
33,2kg · 0,48m³



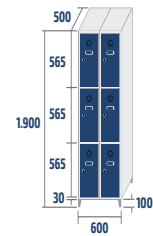
SM-25/3
COD: 42533
46,7kg · 0,71m³



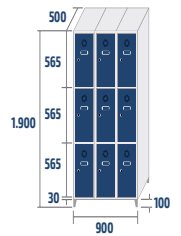
SM-25/4
COD: 42534
60,3kg · 0,95m³



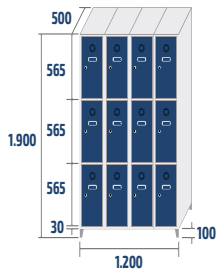
SM-30/1
COD: 43031
21kg · 0,29m³



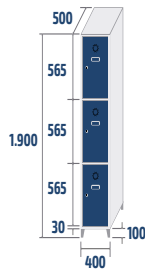
SM-30/2
COD: 43032
36kg · 0,57m³



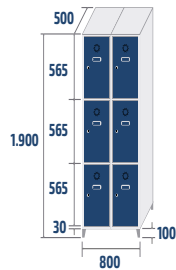
SM-30/3
COD: 43033
51kg · 0,86m³



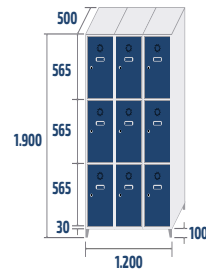
SM-30/4
COD: 43034
66kg · 1,14m³



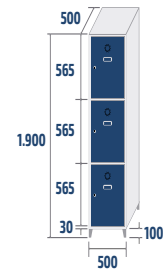
SM-40/1
COD: 44031
23,9kg · 0,38m³



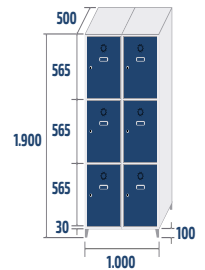
SM-40/2
COD: 44032
41,8kg · 0,76m³



SM-40/3
COD: 44033
59,7kg · 1,14m³

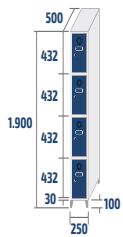


SM-50/1
COD: 45031
25,8kg · 0,48m³

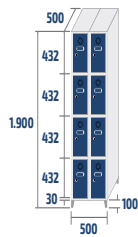


SM-50/2
COD: 45032
46,6kg · 0,95m³

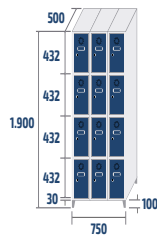
SÉRIE SC



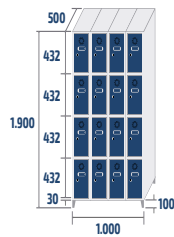
SC-25/1
COD: 42521
20kg · 0,24m³



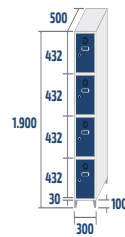
SC-25/2
COD: 42522
34,2kg · 0,48m³



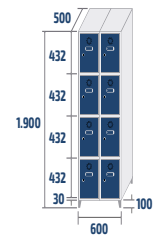
SC-25/3
COD: 42523
48,8kg · 0,71m³



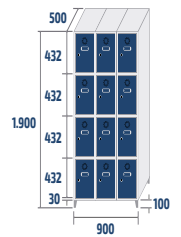
SC-25/4
COD: 42524
63,4kg · 0,95m³



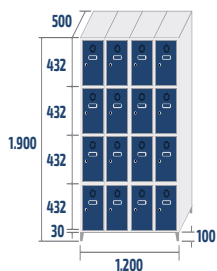
SC-30/1
COD: 43021
21,5kg · 0,29m³



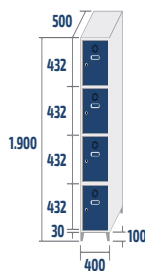
SC-30/2
COD: 43022
37,1kg · 0,57m³



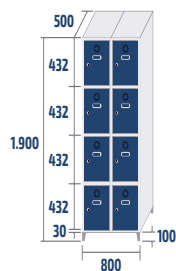
SC-30/3
COD: 43023
53,1kg · 0,86m³



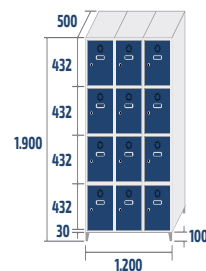
SC-30/4
COD: 43024
69,2kg · 1,14m³



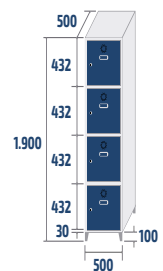
SC-40/1
COD: 44021
25kg · 0,38m³



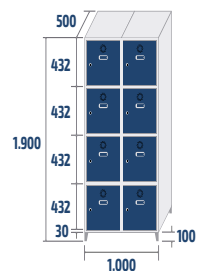
SC-40/2
COD: 44022
44kg · 0,76m³



SC-40/3
COD: 44023
63kg · 1,14m³



SC-50/1
COD: 45021
27,8kg · 0,48m³

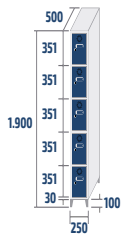


SC-50/2
COD: 45022
49,6kg · 0,95m³

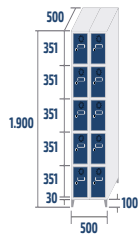


COMBINAISONS ET MESURES

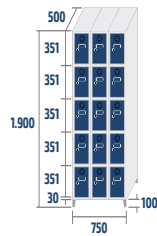
SÉRIE SP



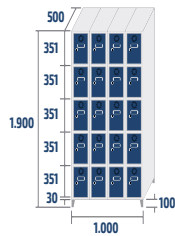
SP-25/1
COD: 42551
20,6kg · 0,24m³



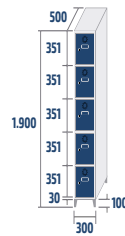
SP-25/2
COD: 42552
36,2kg · 0,48m³



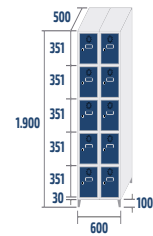
SP-25/3
COD: 42553
51,8kg · 0,71m³



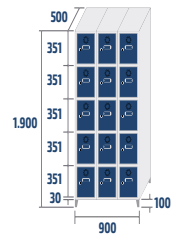
SP-25/4
COD: 42554
67,4kg · 0,95m³



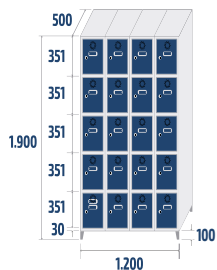
SP-30/1
COD: 43051
22kg · 0,29m³



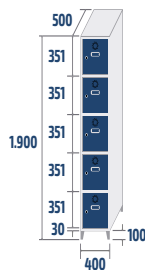
SP-30/2
COD: 43052
39,1kg · 0,57m³



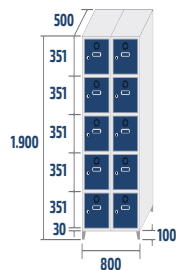
SP-30/3
COD: 43053
56,1kg · 0,86m³



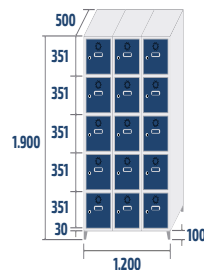
SP-30/4
COD: 43054
73,2kg · 1,14m³



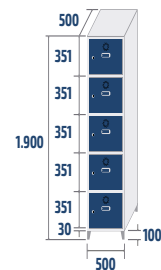
SP-40/1
COD: 44051
26kg · 0,38m³



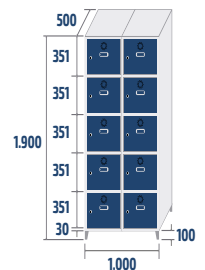
SP-40/2
COD: 44052
46kg · 0,76m³



SP-40/3
COD: 44053
66kg · 1,14m³

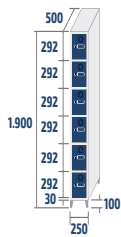


SP-50/1
COD: 45051
28,8kg · 0,48m³

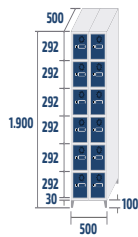


SP-50/2
COD: 45052
51,6kg · 0,95m³

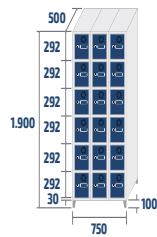
SÉRIE SB




SB-25/1
COD: 42561
21,6kg · 0,24m³



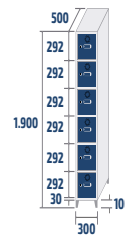
SB-25/2
COD: 42562
38,2kg · 0,48m³



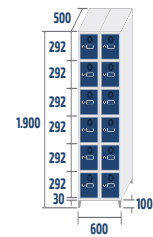
SB-25/3
COD: 42563
54,8kg · 0,71m³



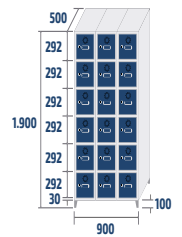
SB-25/4
COD: 42564
71,4kg · 0,95m³



SB-30/1
COD: 43061
23kg · 0,29m³



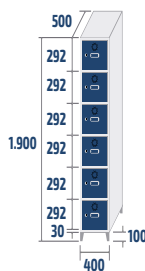
SB-30/2
COD: 43062
41,1kg · 0,57m³



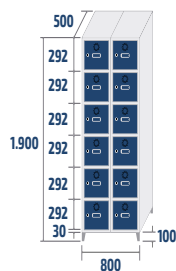
SB-30/3
COD: 43063
59,1kg · 0,86m³



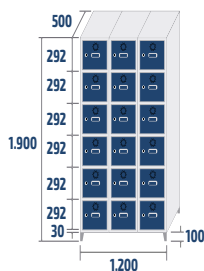
SB-30/4
COD: 43064
72,2kg · 1,14m³



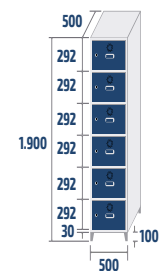
SB-40/1
COD: 44061
27kg · 0,38m³



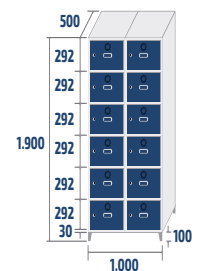
SB-40/2
COD: 44062
48kg · 0,76m³



SB-40/3
COD: 44063
69kg · 1,14m³



SB-50/1
COD: 45061
29,8kg · 0,48m³

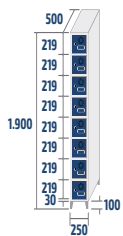


SB-50/2
COD: 45062
53,6kg · 0,95m³

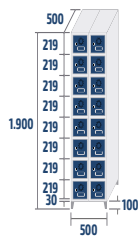


COMBINAISONS ET MESURES

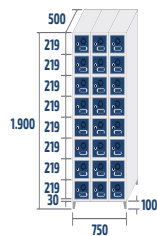
SÉRIE SZ




SZ-25/1
COD: 42581
23,6kg · 0,24m³



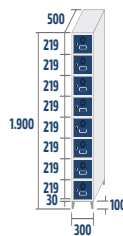
SZ-25/2
COD: 42582
42,2kg · 0,48m³




SZ-25/3
COD: 42583
60,8kg · 0,71m³



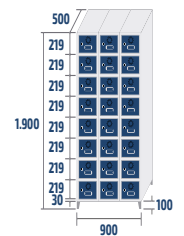
SZ-25/4
COD: 42584
79,4kg · 0,95m³



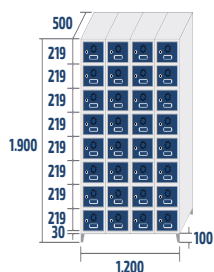
SZ-30/1
COD: 43081
25kg · 0,29m³



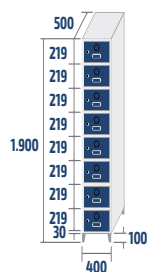
SZ-30/2
COD: 43082
45,1kg · 0,57m³




SZ-30/3
COD: 43083
65,1kg · 0,86m³




SZ-30/4
COD: 43084
85,2kg · 1,14m³




SZ-40/1
COD: 44081
29kg · 0,38m³



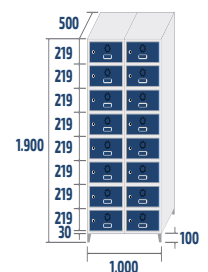
SZ-40/2
COD: 44082
52kg · 0,76m³



SZ-40/3
COD: 44083
75kg · 1,14m³



SZ-50/1
COD: 45081
31,8kg · 0,48m³

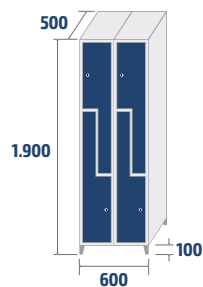


SZ-50/2
COD: 45082
57,6kg · 0,95m³

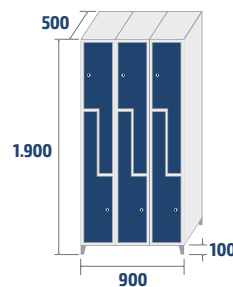
SÉRIE SL2



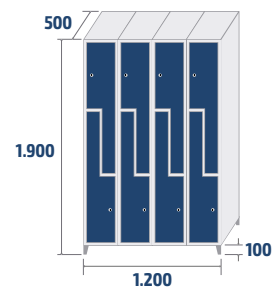
SL2-30/1
COD: 43041
21kg · 0,29m³




SL2-30/2
COD: 43042
37,1kg · 0,57m³



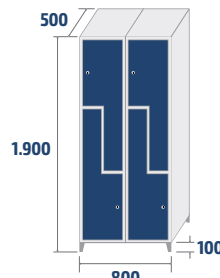
SL2-30/3
COD: 43043
53,1kg · 0,86m³



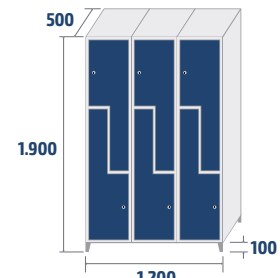
SL2-30/4
COD: 43143
69,1kg · 1,14m³



SL2-40/1
COD: 43044
25kg · 0,38m³



SL2-40/2
COD: 43045
44kg · 0,76m³



SL2-40/3
COD: 43145
63kg · 1,14m³



COMBINAISONS ET MESURES

DIMENSIONS INTÉRIEURES (mm)

SÉRIE	250			300			400			500		
	H	L	P	H	L	P	H	L	P	H	L	P
SV	1.724	183	451	1.724	233	451	1.724	333	451	1.724	433	451
ST	847	183	451	847	233	451	847	333	451	847	433	451
SM	554	183	451	554	233	451	554	333	451	554	433	451
SC	408	183	451	408	233	451	408	333	451	408	433	451
SP	320	183	451	320	233	451	320	333	451	320	433	451
SB	262	183	451	262	233	451	262	333	451	262	433	451
SZ	189	183	451	189	233	451	189	333	451	189	433	451
SL2	-	-	-	1.223/480	93/223	477	1.223/480	143/323	477	-	-	-