



ESPECIFICAÇÕES TÉCNICAS  
**OPEN SPACES**  
SÉRIE MAILBOX

by  **MEGABLOK**



## CARACTERÍSTICAS

### Corpo

Fabricado em painel de fibras de média densidade hidrófugo, com 16 mm de espessura e revestido com papel decorativo impregnado de resinas melamínicas. Rebordo em PVC branco.

Este painel cumpre, no mínimo, as características especificadas na norma UNE-EN 312 para o painel de tipo P3:

| Propiedade | Flexão            | MOE               | Trac. Perp.       | Trac. Sup.        | Hinch. 24 h | Trac. Perp. (T-313) | Hinch. 24 h (T-313) | Trac. Perp. (T-100) |
|------------|-------------------|-------------------|-------------------|-------------------|-------------|---------------------|---------------------|---------------------|
| Ensaio     | UNE-EN 310        | UNE-EN 310        | UNE-EN 319        | UNE-EN 311        | UNE-EN 317  | UNE-EN 321          | UNE-EN 321          | UNE-EN 1087-1       |
| Unidades   | N/mm <sup>2</sup> | N/mm <sup>2</sup> | N/mm <sup>2</sup> | N/mm <sup>2</sup> | %           | N/mm <sup>2</sup>   | %                   | N/mm <sup>2</sup>   |
| 3 a 4      | - 13,0            | - 1.800           | - 0,50            | - 0,80            | - 17,0      | - 0,18              | - 15,0              | - 0,09              |
| > 4 a 6    | - 14,0            | - 1.950           | - 0,50            | - 0,80            | - 16,0      | - 0,18              | - 14,0              | - 0,09              |
| > 6 a 13   | - 15,0            | - 2.050           | - 0,45            | - 0,80            | - 14,0      | - 0,15              | - 14,0              | - 0,09              |
| > 13 a 20  | - 14,0            | - 1.950           | - 0,45            | - 0,80            | - 14,0      | - 0,13              | - 13,0              | - 0,08              |
| > 20 a 25  | - 12,0            | - 1.850           | - 0,40            | - 0,80            | - 13,0      | - 0,12              | - 12,0              | - 0,07              |
| > 25 a 32  | - 11,0            | - 1.700           | - 0,35            | - 0,80            | - 13,0      | - 0,10              | - 12,0              | - 0,07              |
| > 32 a 40  | - 9,0             | - 1.550           | - 0,30            | - 0,80            | - 12,0      | - 0,09              | - 11,0              | - 0,06              |
| > 40       | - 7,0             | - 1.350           | - 0,25            | - 0,80            | - 12,0      | - 0,08              | - 11,0              | - 0,06              |

(\*) A conformidade com a norma T-313 ou T-100 é suficiente.

Com compartimento interior.

Ranhura para caixas de correio em cada porta esquerda.

Não necessita de manutenção.


Fechadura de correr com cilindro amovível e chave mestra. Com duas chaves de utilizador.

Pés em PVC de 150 mm reguláveis em altura.

Soclo em melamina incluído.


## CORES

### Corpo



M-060

### Portas em melamina hidrófoba



M-060



M-34W



M-172



M-155C



M-4AT

### Portas em melamina



M-183



M-34W



M-22G



M-35W



M-023



M-U522



M-72E



M-231



MM-240



M-52A



M-50D



M-51S




M-17N



M-75V



M-18N



M-99Q



M-06F



## FECHADURAS



**Padrão:** Fechadura de llave



Fechadura de cadeado em poliamida



Fechadura de cadeado em metal 1



Fechadura de cadeado em metal 2



Cabo de metal



Moedeiro (moeda retornável)



Moedeiro + caixinha para as moedas



Fechadura de combinação e chave de emergência



Fechadura electrónica, combinação de 4 dígitos NEXT 1



Fechadura electrónica, combinação de 4 dígitos NEXT 2



Fechadura electrónica, combinação de 4 dígitos SOLA



Fechadura electrónica, combinação de 4 dígitos VERSA MINI



Fechadura electrónica, combinação de 4 dígitos TELEC



Fechadura electrónica, combinação de 4 dígitos ELOCK



Fechadura de proximidade PROXI 2



Fechadura de proximidade PROXI 3



Fechadura de proximidade VERSA MINI

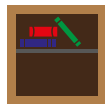
## OPÇÕES



Caixa de correio interior



Numeração



Separadores verticais



Bengaleiro lateral



Portas fenólicas



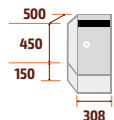
Cómoda



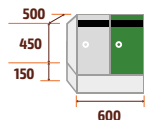
Íman

# COMBINAÇÕES E MEDIDAS

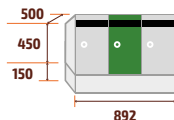
## SERIE MAILBOX-A



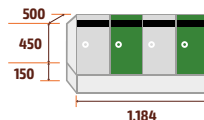
MAILBOX-A-30/1



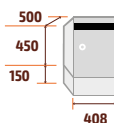
MAILBOX-A-30/2



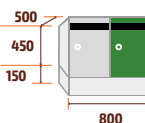
MAILBOX-A-30/3



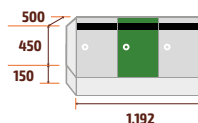
MAILBOX-A-30/4



MAILBOX-A-40/1

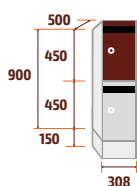


MAILBOX-A-40/2

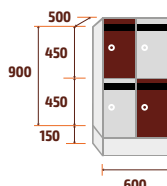


MAILBOX-A-40/3

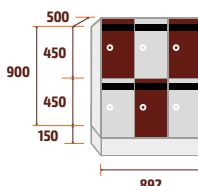
## SERIE MAILBOX-B



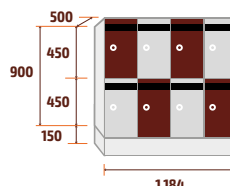
MAILBOX-B-30/1



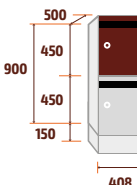
MAILBOX-B-30/2



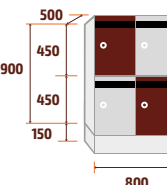
MAILBOX-B-30/3



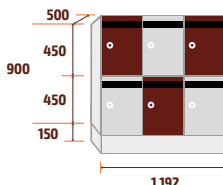
MAILBOX-B-30/4



MAILBOX-B-40/1

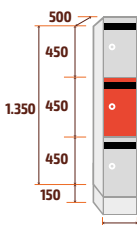


MAILBOX-B-40/2

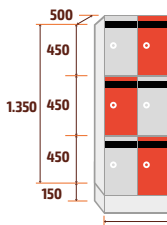


MAILBOX-B-40/3

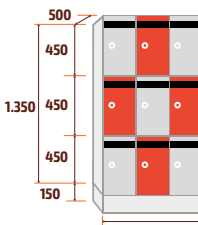
## SERIE MAILBOX-C



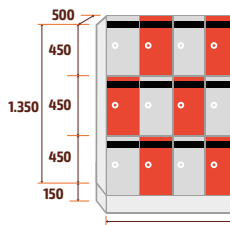
MAILBOX-C-30/1



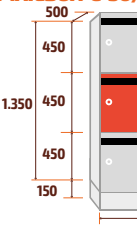
MAILBOX-C-30/2



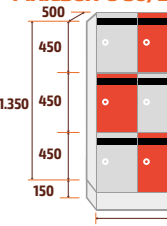
MAILBOX-C-30/3



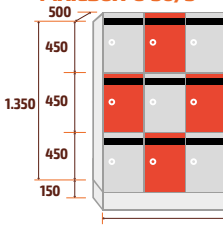
MAILBOX-C-30/4



MAILBOX-C-40/1



MAILBOX-C-40/2



MAILBOX-C-40/3