




TECHNICAL DATA SHEET  
STEEL BENCH SEATS





**BANC-H-1000**



**BANC-H-1500**



**BANC-H-2000**

# CHARACTERISTICS

## Characteristics

- Manufactured in steel tube of 1.5 mm thickness.
- Powder-coated with Epoxy-polyester in grey RAL 7035.
- Welded structure.
- Great resistance.
- PVC ferrules included.
- Stackable.
- With shoe rack.

# CHASSIS COLOURS

RAL 9010	RAL 9001	RAL 1017	RAL 1021	RAL 2004	RAL 4010	RAL 3017	RAL 3000	RAL 3005	RAL 4005	RAL 6029
RAL 6034	RAL 5015	RAL 5023	RAL 5010	RAL 8025	RAL 7035	RAL 9006	RAL 7036	RAL 7016	RAL 9005	

# OPTIONS

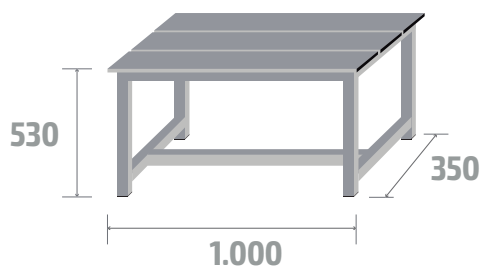


Floor fixing



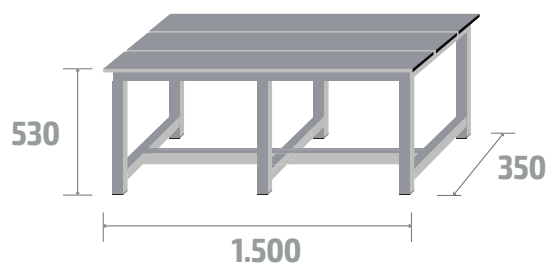
Legs adjustable

## COMBINACIONES Y MEDIDAS



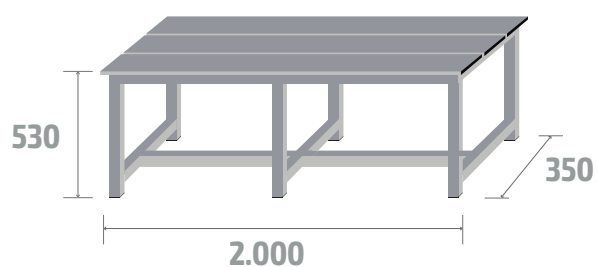
### **BANC-H-1000**

COD: 79100 · 12kg · 0,19m<sup>3</sup>



### **BANC-H-1500**

COD: 79150 · 18kg · 0,28m<sup>3</sup>



### **BANC-H-2000**

COD: 79200 · 24kg · 0,37m<sup>3</sup>