




FICHA TÉCNICA
TAQUILLAS EN MELAMINA
SERIES V, T, M, C, P, B y Z

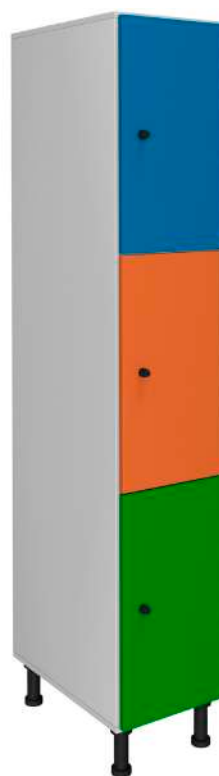




SERIE MV
1 puerta por columna



SERIE MT
2 puertas por columna



SERIE MM
3 puertas por columna



SERIE MC
4 puertas por columna



SERIE MP
5 puertas por columna



SERIE MB
6 puertas por columna



SERIE MZ
8 puertas por columna

CARACTERÍSTICAS

Fabricadas en tablero de aglomerado de fibras de densidad media de 16 mm de espesor recubierto con papel decorativo impregnado con resinas melamínicas.

Cuerpo en Melamina blanca mdl súper a dos caras.

Puertas en Melamina de diseño a dos caras.

Trasera en tablex perforado y totalmente enmarcada.

Cuerpo y puertas canteados en PVC en el color de la puerta.

Cerradura de resbalón con bombillo extraíble y llave maestra.

Patas en PVC regulables de 150 mm.


Barra portaperchas de aluminio con dos ganchos colgador en a.b.s. (Modelos MV y MT).

Tornillería en acero inoxidable A2 y bisagras con muelle inoxidable AISI 304.

Placas de numeración incluidas.


CARACTERÍSTICAS GENERALES DEL SOPORTE AGLOMERADO

Propiedad	Método de ensayo	Requisito
Espesor (en un mismo tablero y entre tableros)	UNE-EN 324-1	±0.3mm
Longitud (entre nominal y real)	UNE-EN 324-1	±5.0mm
Anchura (entre nominal y real)	UNE-EN 324-1	±5.0mm
Escuadría	UNE-EN 324-2	2.0mm/m
Contenido en humedad	UNE-EN 322	Entre 5% y 13%
Densidad (variación sobre la densidad media de un tablero)	UNE-EN 323	±10%
Formaldehído (Clase E1)	UNE-EN 120	Menos de 8gr/100g tablero seco



Para mayor información puede contactar con nosotros en el teléfono 976 50 54 88, o consultar nuestra página web www.megablok.com

COLORES OPCIONALES PUERTAS



CERRADURAS

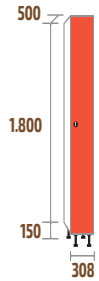


OPCIONES




COMBINACIONES Y MEDIDAS

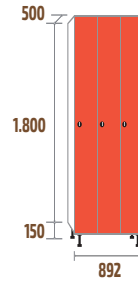
SERIE MV



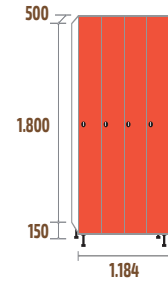
MV-30/1
COD: 99276
32kg · 0,28m³



MV-30/2
COD: 99278
54kg · 0,54m³




MV-30/3
COD: 99279
77kg · 0,80m³



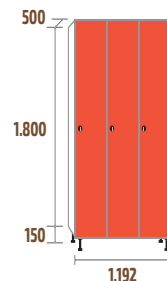
MV-30/4
COD: 99280
99kg · 1,07m³



MV-40/1
COD: 99283
36kg · 0,37m³

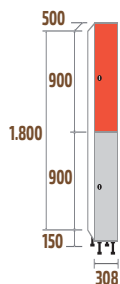


MV-40/2
COD: 99284
62kg · 0,72m³

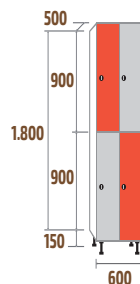


MV-40/3
COD: 99285
89kg · 1,07m³

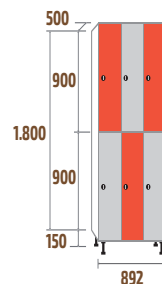
SERIE MT



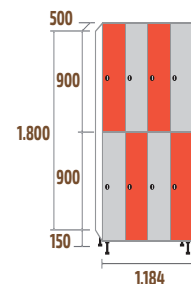
MT-30/1
COD: 99277
33kg · 0,28m³



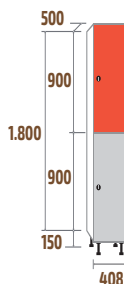
MT-30/2
COD: 99578
55kg · 0,54m³



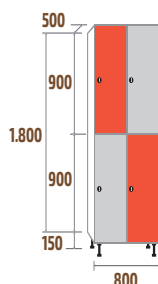
MT-30/3
COD: 99579
78kg · 0,80m³



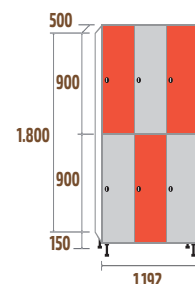
MT-30/4
COD: 99580
101kg · 1,07m³



MT-40/1
COD: 99352
36kg · 0,37m³



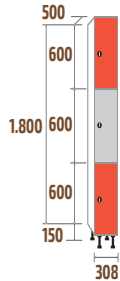
MT-40/2
COD: 99402
63kg · 0,72m³



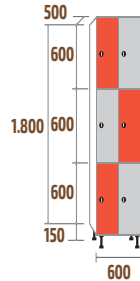
MT-40/3
COD: 99403
90kg · 1,07m³

COMBINACIONES Y MEDIDAS

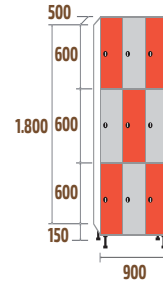
SERIE MM



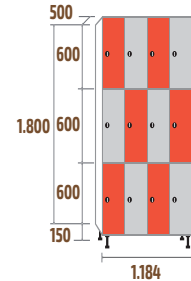
MM-30/1
COD: 99350
35kg · 0,28m³



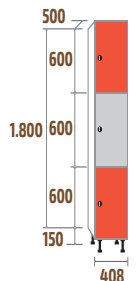
MM-30/2
COD: 99412
60kg · 0,54m³



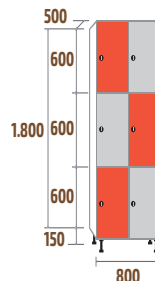
MM-30/3
COD: 99413
84kg · 0,80m³



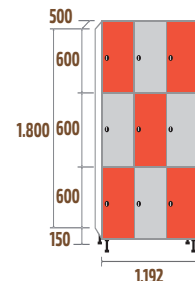
MM-30/4
COD: 99414
110kg · 1,07m³



MM-40/1
COD: 99353
39kg · 0,37m³

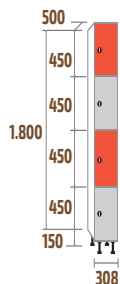


MM-40/2
COD: 99415
68kg · 0,72m³

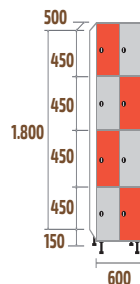


MM-40/3
COD: 99416
98kg · 1,07m³

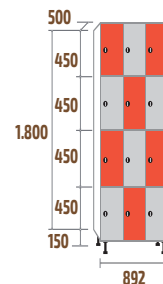
SERIE MC



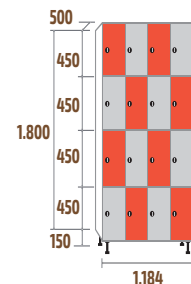
MC-30/1
COD: 99351
37kg · 0,28m³



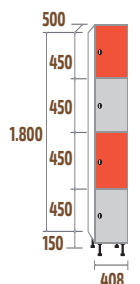
MC-30/2
COD: 99422
64kg · 0,54m³



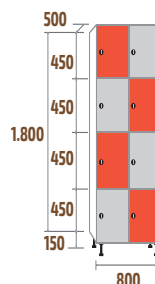
MC-30/3
COD: 99423
91kg · 0,80m³



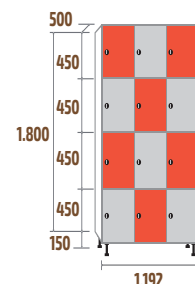
MC-30/4
COD: 99424
118kg · 1,07m³



MC-40/1
COD: 99354
42kg · 0,37m³



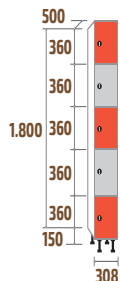
MC-40/2
COD: 99425
74kg · 0,72m³



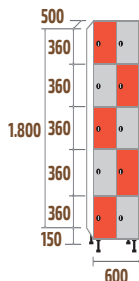
MC-40/3
COD: 99426
106kg · 1,07m³

COMBINACIONES Y MEDIDAS

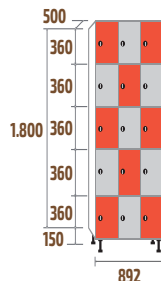
SERIE MP



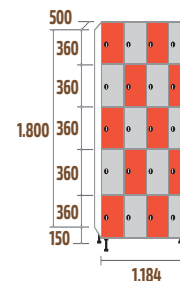
MP-30/1
COD: 99551
39kg · 0,28m³



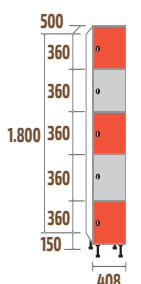
MP-30/2
COD: 99552
68kg · 0,54m³



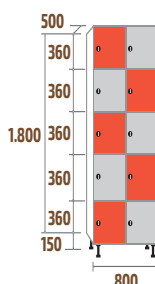
MP-30/3
COD: 99553
97kg · 0,80m³



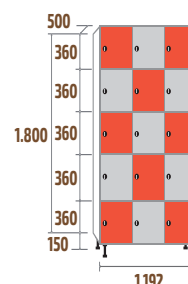
MP-30/4
COD: 99555
126kg · 1,07m³



MP-40/1
COD: 99554
44kg · 0,37m³

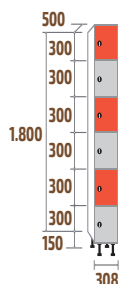


MP-40/2
COD: 99559
79kg · 0,72m³

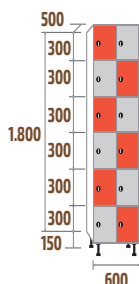


MP-40/3
COD: 99560
114kg · 1,07m³

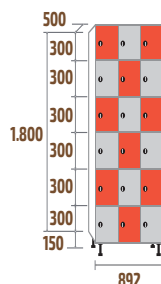
SERIE MB



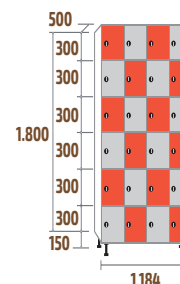
MB-30/1
COD: 99651
41kg · 0,28m³



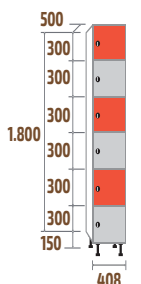
MB-30/2
COD: 99652
72kg · 0,54m³



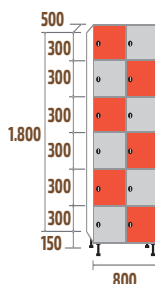
MB-30/3
COD: 99653
103kg · 0,80m³



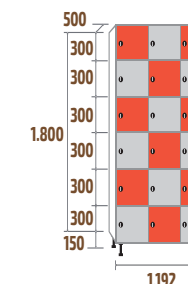
MB-30/4
COD: 99655
135kg · 1,07m³



MB-40/1
COD: 99654
47kg · 0,37m³



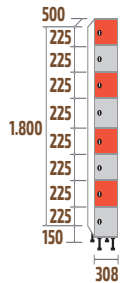
MB-40/2
COD: 99659
84kg · 0,72m³



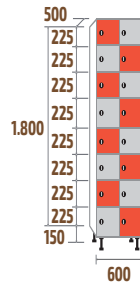
MB-40/3
COD: 99660
122kg · 1,07m³

COMBINACIONES Y MEDIDAS

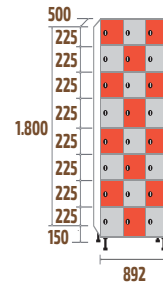
SERIE MZ



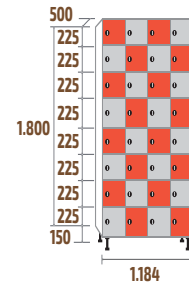
MZ-30/1
 COD: 99851
 45kg · 0,28m³



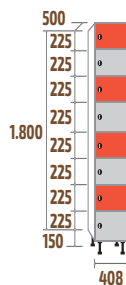
MZ-30/2
 COD: 99852
 81kg · 0,54m³



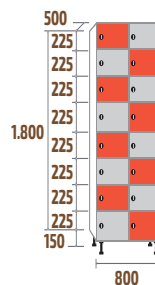
MZ-30/3
 COD: 99853
 116kg · 0,80m³



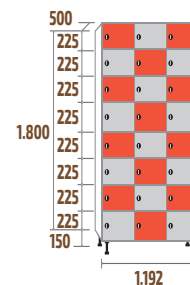
MZ-30/4
 COD: 99855
 152kg · 1,07m³



MZ-40/1
 COD: 99854
 52kg · 0,37m³



MZ-40/2
 COD: 99859
 94kg · 0,72m³



MZ-40/3
 COD: 99860
 138kg · 1,07m³