

# FICHE TECHNIQUE

## VESTIAIRES EN MÉLAMINE SERIE MV, MT, MM, MC, MP, MB ET MZ

### Caractéristiques

# 1

Fabriqués en panneau d'agglomérat de fibres de densité moyenne de 16 mm d'épaisseur recouvert d'un papier (rôle) décoratif imprégné avec résines en mélamine

Corps en mélamine blanche mdl super à deux faces.

Portes en Mélamine d'un dessin à deux faces.

Arrière en tablex perforé et totalement encadrée.

Finition des chants du corps et portes en PVC.

Serrure à clé avec cylindre enlevable y clé passe.

Pieds réglables en PVC de 150 mm.


Tringle porte cintres en aluminium avec deux crochets en a.b.s. (Modèles MV et MT).

Des vis en inox A2 et des charnières avec mou inoxydable AISI 304.

Plaques numérotées incluses.

### CARACTÉRISTIQUES GÉNÉRALES DU SUPPORT AGGLOMÉRÉ

PROPRIÉTÉ	Méthpde D'essai	Réquisition
<b>Épaisseur</b> (dans le même panneau et entre des panneaux)	UNE-EN 324-1	±0.3mm
<b>Longueur</b> (entre nominal et réel)	UNE-EN 324-1	±5.0mm
<b>Largeur</b> (entre nominal et réel)	UNE-EN 324-1	±5.0mm
<b>Coupage de cale en bois</b>	UNE-EN 324-2	2.0mm/m
<b>Contenu dans une humidité</b>	UNE-EN 322	Entre 5% y 13%
<b>Densité</b> (variation sur la densité moyenne d'un panneau)	UNE-EN 323	±10%
<b>Formaldéhyde</b> (Classe E1)	UNE-EN 120	Moins de 8 mg/100 g panneau sec




# FICHE TECHNIQUE


## VESTIAIRES EN MÉLAMINE SERIE MV, MT, MM, MC, MP, MB ET MZ

### Couleurs


# 2



MBLANCO-1



MV-157



MG-097



MY-115



MN-035



MW-035



MX-017



MZ-025



MA-100



MA-200




MH-021




MM-168




MA-035




MM-240




MM-500



MM-100




MM-150



MM-160



MM-600



MM-650



MM-700




MM-800



MM-850



MM-900



MM-950

# FICHE TECHNIQUE

## VESTIAIRES EN MÉLAMINE SERIE MV, MT, MM, MC, MP, MB ET MZ

### Options

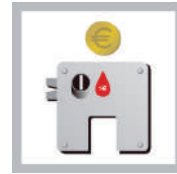
# 3



Poignée en polyamide (cadenas pas inclus)



Poigné métallique (Cadenas pas inclus)



Monnayeur (pièce retournable)



Monnayeur + tirelire



Serrure à combinaison et clé d'urgence




Serrure électronique de 4 chiffres



Serrure électronique de 4 chiffres



Serrure électronique de 4 chiffres



Serrure électronique de 4 chiffres



Serrure électronique de 4 chiffres




Serrure de proximité



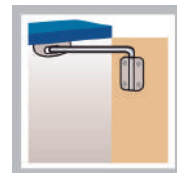
Serrure de proximité



Serrure de proximité



Charnière avec frein



Entrebâilleur de portes à 90°



Mélamine socle




Enjoliveur latéral



Coiffe inclinée



Fermeture pour cadenas



Bracelet en nylon



Bracelet elástica



Portes postformées



## FICHE TECHNIQUE

# VESTIAIRES EN MÉLAMINE SERIE MV, MT, MM, MC, MP, MB ET MZ

## Combinaisons et dimensions

# 4

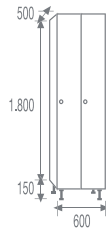
### SERIE MV

**MV-30/1**  
COD. 99276



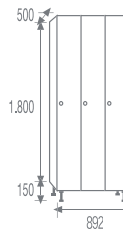
32Kg. - 0,28m<sup>3</sup>

**MV-30/2**  
COD. 99278



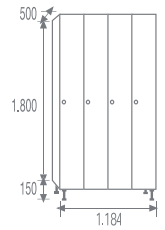
54Kg. - 0,54m<sup>3</sup>

**MV-30/3**  
COD. 99279



77Kg. - 0,80m<sup>3</sup>

**MV-30/4**  
COD. 99280



99Kg. - 1,07m<sup>3</sup>

**MV-40/1**  
COD. 99283



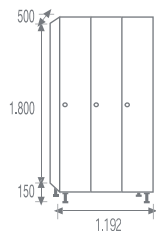
36Kg. - 0,37m<sup>3</sup>

**MV-40/2**  
COD. 99284



62Kg. - 0,72m<sup>3</sup>

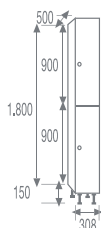
**MV-40/3**  
COD. 99285



89Kg. - 1,07m<sup>3</sup>

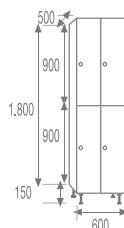
### SERIE MT

**MT-30/1**  
COD. 99277



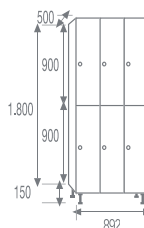
33Kg. - 0,28m<sup>3</sup>

**MT-30/2**  
COD. 99578



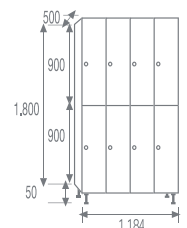
55Kg. - 0,54m<sup>3</sup>

**MT-30/3**  
COD. 99579



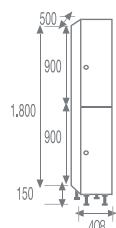
78Kg. - 0,80m<sup>3</sup>

**MT-30/4**  
COD. 99580



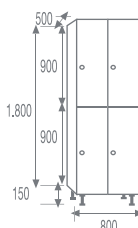
101Kg. - 1,07m<sup>3</sup>

**MT-40/1**  
COD. 99352



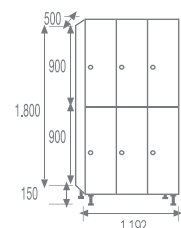
36Kg. - 0,37m<sup>3</sup>

**MT-40/2**  
COD. 99402



63Kg. - 0,72m<sup>3</sup>

**MT-40/3**  
COD. 99403



90Kg. - 1,07m<sup>3</sup>



## FICHE TECHNIQUE

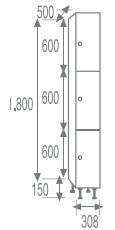
# VESTIAIRES EN MÉLAMINE SERIE MV, MT, MM, MC, MP, MB ET MZ

## Combinaisons et dimensions

# 4

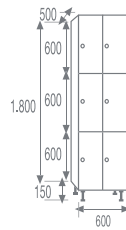
### SERIESMM

**MM-30/1**  
COD. 99350



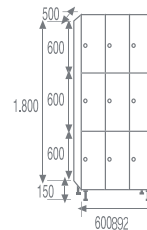
35Kg. - 0,28m<sup>3</sup>

**MM-30/2**  
COD. 99412



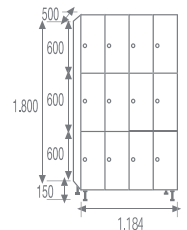
60Kg. - 0,54m<sup>3</sup>

**MM-30/3**  
COD. 99413



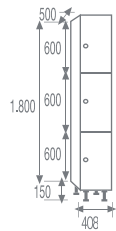
84Kg. - 0,80m<sup>3</sup>

**MM-30/4**  
COD. 99414



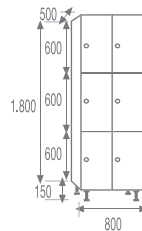
110Kg. - 1,07m<sup>3</sup>

**MM-40/1**  
COD. 99353



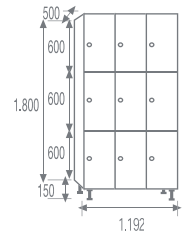
39Kg. - 0,37m<sup>3</sup>

**MM-40/2**  
COD. 99415



68Kg. - 0,72m<sup>3</sup>

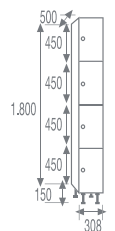
**MM-40/3**  
COD. 99416



98Kg. - 1,07m<sup>3</sup>

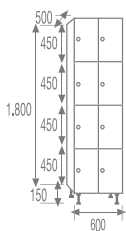
### SERIESMC

**MC-30/1**  
COD. 99351



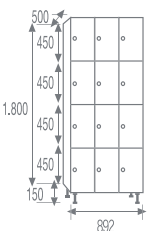
37Kg. - 0,28m<sup>3</sup>

**MC-30/2**  
COD. 99422



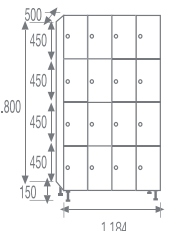
64Kg. - 0,54m<sup>3</sup>

**MC-30/3**  
COD. 99423



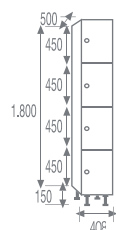
91Kg. - 0,80m<sup>3</sup>

**MC-30/4**  
COD. 99424



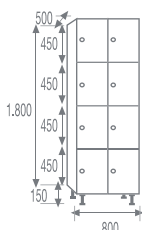
118Kg. - 1,07m<sup>3</sup>

**MC-40/1**  
COD. 99354



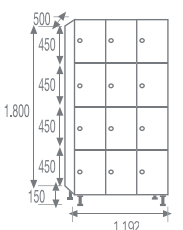
42Kg. - 0,37m<sup>3</sup>

**MC-40/2**  
COD. 99425



74Kg. - 0,72m<sup>3</sup>

**MC-40/3**  
COD. 99426



106Kg. - 1,07m<sup>3</sup>



## FICHE TECHNIQUE

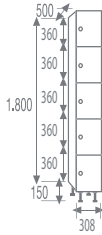
# VESTIAIRES EN MÉLAMINE SERIE MV, MT, MM, MC, MP, MB ET MZ

## Combinaisons et dimensions

# 4

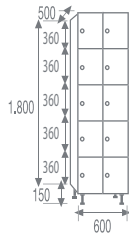
### SERIESMP

**MP-30/1**  
COD. 99551



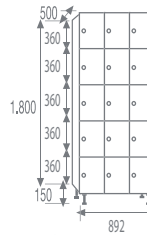
39Kg. - 0,28m<sup>3</sup>

**MP-30/2**  
COD. 99552



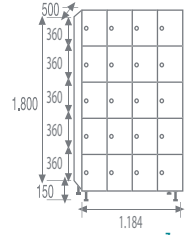
68Kg. - 0,54m<sup>3</sup>

**MP-30/3**  
COD. 99553



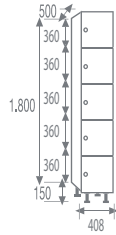
97Kg. - 0,80m<sup>3</sup>

**MP-30/4**  
COD. 99555



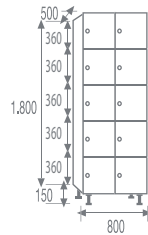
126Kg. - 1,07m<sup>3</sup>

**MP-40/1**  
COD. 99554



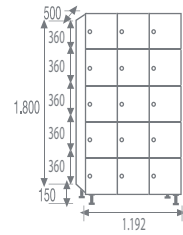
44Kg. - 0,37m<sup>3</sup>

**MP-40/2**  
COD. 99559



79Kg. - 0,72m<sup>3</sup>

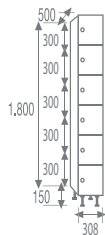
**MP-40/3**  
COD. 99560



114Kg. - 1,07m<sup>3</sup>

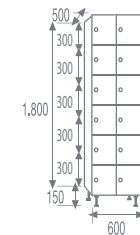
### SERIESMB

**MB-30/1**  
COD. 99651



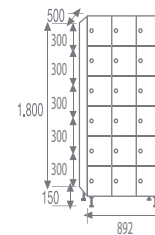
41Kg. - 0,28m<sup>3</sup>

**MB-30/2**  
COD. 99652



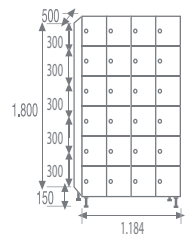
72Kg. - 0,54m<sup>3</sup>

**MB-30/3**  
COD. 99653



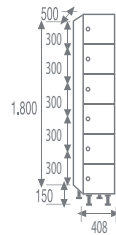
103Kg. - 0,80m<sup>3</sup>

**MB-30/4**  
COD. 99655



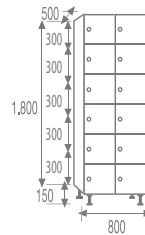
135Kg. - 1,07m<sup>3</sup>

**MB-40/1**  
COD. 99654



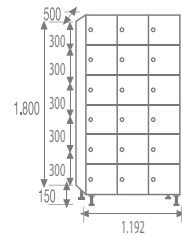
47Kg. - 0,37m<sup>3</sup>

**MB-40/2**  
COD. 99659



84Kg. - 0,72m<sup>3</sup>

**MB-40/3**  
COD. 99660



122Kg. - 1,07m<sup>3</sup>



## FICHE TECHNIQUE

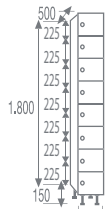
# VESTIAIRES EN MÉLAMINE SERIE MV, MT, MM, MC, MP, MB ET MZ

## Combinaisons et dimensions

# 4

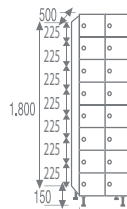
### SERIE SMZ

**MZ-30/1**  
COD. 99851



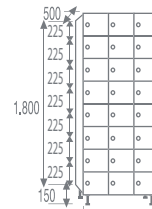
45Kg. - 0,28m<sup>3</sup>

**MZ-30/2**  
COD. 99852



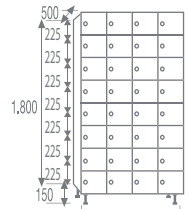
81Kg. - 0,54m<sup>3</sup>

**MZ-30/3**  
COD. 99853



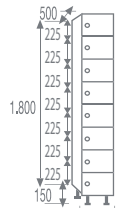
116Kg. - 0,80m<sup>3</sup>

**MZ-30/4**  
COD. 99855



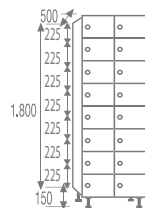
152Kg. - 1,07m<sup>3</sup>

**MZ-40/1**  
COD. 99854



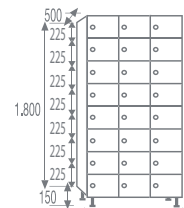
52Kg. - 0,37m<sup>3</sup>

**MZ-40/2**  
COD. 99859



94Kg. - 0,72m<sup>3</sup>

**MZ-40/3**  
COD. 99860



138Kg. - 1,07m<sup>3</sup>