



TECHNICAL DATA SHEET
MODULAR LOCKERS
GYM SERIE



CHARACTERISTICS

Manufactured with cold laminated steel sheet metal, quality DC 01, according to the European Norm EN 10130 with a carbon content of less than 0.12%.

Metal thickness of 0.6 mm.

Previous passivation and degreasing treatment with amorphous phosphating before painting.

Dried in a polymerization oven at 180°C, during 15 minutes.

Painted with Epoxy-polyester-powder coating, through robotized cabins.

Easy to assemble. Extendable as you need.

Side panels

Painted in grey RAL 7035 Micro-textured paint finish. Minimum thickness of 50 micrometer.

Doors

Painted in blue RAL 5010 or grey RAL 7035. In both cases Micro-textured paint finish.

Minimum thickness of 50 micrometer.

Doors with perimetric double folding.

Borders without cutting edges. Hidden hinges.

With name-card holder.

With ventilation rosettes.

With longitudinal reinforcement in omega-shape and towel ring.

Chromed standard cylinder locks with two keys per lock.

Backpanel, shelves and coat rod

Made of galvanized steel, quality DX51D according to the norm EN-10346..

Bench

Made of steel tube of 1.5 mm thickness.

Painted in grey RAL 7035 Micro-textured finish. Minimum thickness of the coating: 50 microns.

Welded structure.

Slats made of pine wood (90 mm width x 16 mm thickness) recovered with polyurethane varnish, quality: "Flanders V". Wood coming from sustainable forrests with Chain of Custody Certification FSC.

PVC ferrules included.


Includes steel screws to attach the bench to the locker.

It is served packed in plastic and cardboard.



For further information, please, do not hesitate to contact us by phone **+34 976 50 54 88**, or to have a look at our homepage: www.megablok.com

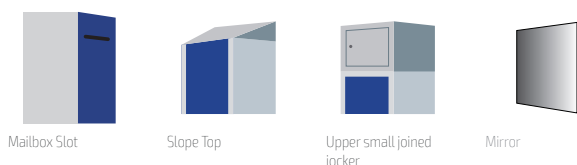
COLOURS



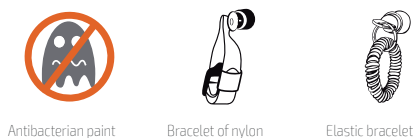
LOCKS



LOCKER OPTIONS

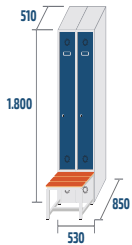


BENCH OPTIONS

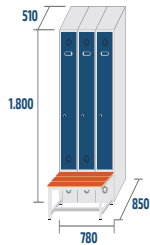


COMBINACIONES Y MEDIDAS

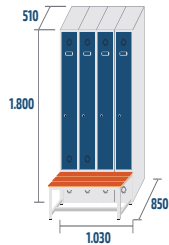
GYM SERIES



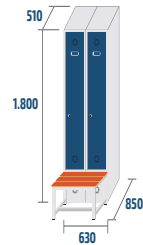
GYM-25/2
COD: 89252



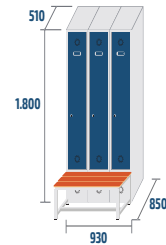
GYM-25/3
COD: 89253



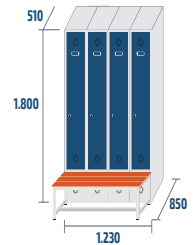
GYM-25/24
COD: 89254



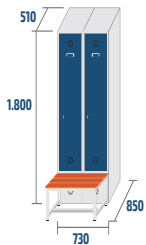
GYM-30/2
COD: 89302



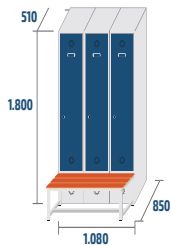
GYM-30/3
COD: 89303



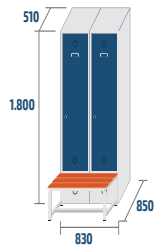
GYM-30/4
COD: 89304



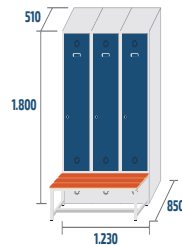
GYM-35/2
COD: 89352



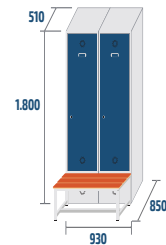
GYM-35/3
COD: 89353



GYM-40/2
COD: 89402



GYM-40/3
COD: 89403



GYM-55/2
COD: 89452