



**SPÉCIFICATIONS TECHNIQUES**  
**VESTIAIRES MONOBLOK**  
**SERIES V, T, M, C, P, B et Z**





**SERIE SV**  
1 porte par colonne



**SERIE ST**  
2 portes par colonne



**SERIE SM**  
3 portes par colonne



**SERIE SC**  
4 portes par colonne



**SERIE SP**  
5 portes par colonne



**SERIE SB**  
6 portes par colonne



**SERIE SZ**  
8 portes par colonne

## CARACTÉRISTIQUES

Vestiaire soudé fabriqué en tôle d'acier laminée à froid, qualité DC 01, selon norme européenne EN 10130 le contenu en carbone inférieur à 0.12%. Epaisseur de 0.6 mm.

Traitement antérieur du laquage de passivation et dégraissage avec phosphatation amorphe.

Séchage dans un four à 180°C durant 15 minutes.

Laqué avec peinture époxy-polyester en poudre moyennant cabines robotisées.

### Corps

Peint en gris RAL 7035 Micro-texturé, épaisseur de la peinture minimum de 50 micromètres.

Tablette et tringle porte-cintres dans la série SV.

Tringle porte-cintres dans la série ST.

Les modèles SV-40 et SV-50 sont avec séparation verticale.

Pieds en acier inclus (épaisseur de 1.5 mm) avec bouchons en polyéthylène en couleur noir.

### Portes

Peint en bleu RAL 5010 Micro-texturé ou gris RAL 7035 Micro-texturé. Epaisseur de la peinture minimum de 50 micromètres.

Double pliège au bord de la porte.

Les bordes sont sans chants coupantes et charnières cachées.

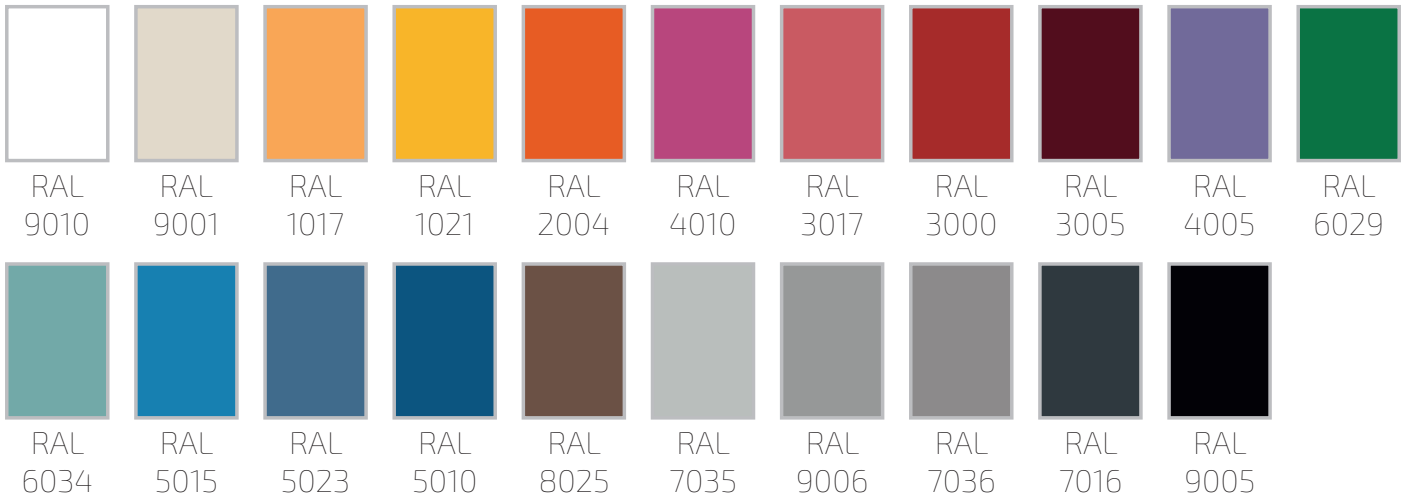
Avec porte-étiquette.

Avec rosettes d'aération dans les séries SV-ST-SM et SC.

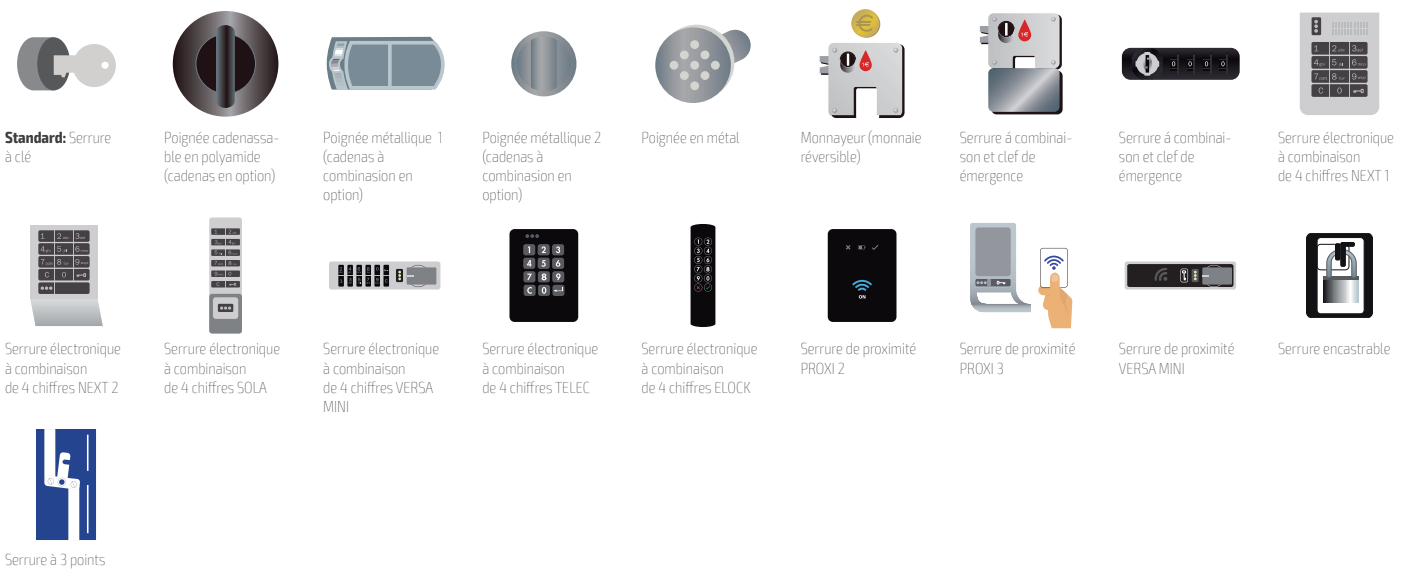
Avec renfort longitudinal en forme d'oméga et porte serviettes dans la série SV. Serrures de cylindre cromé avec deux clés.



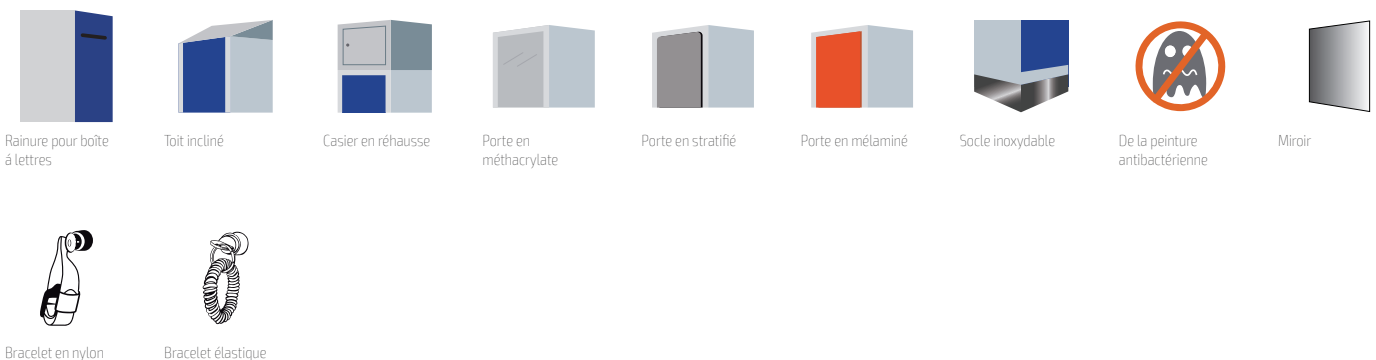
## COULEURS



## SERRURES

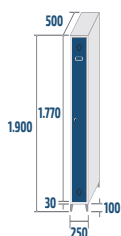


## OPTIONS




# COMBINAISONS ET MESURES


## SERIE SV




**SV-25/1**  
COD: 42501  
18,5kg · 0,24m<sup>3</sup>



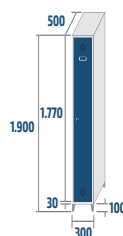
**SV-25/2**  
COD: 42502  
31kg · 0,48m<sup>3</sup>



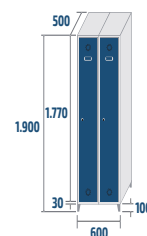
**SV-25/3**  
COD: 42503  
44,5kg · 0,71m<sup>3</sup>




**SV-25/4**  
COD: 42504  
57kg · 0,95m<sup>3</sup>



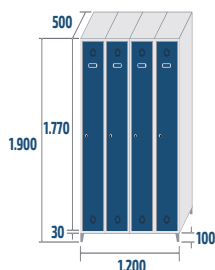
**SV-30/1**  
COD: 43001  
20,6kg · 0,29m<sup>3</sup>



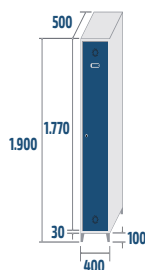
**SV-30/2**  
COD: 43002  
35,2kg · 0,57m<sup>3</sup>




**SV-30/3**  
COD: 43003  
49,8kg · 0,86m<sup>3</sup>



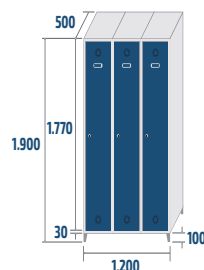
**SV-30/4**  
COD: 43004  
64,4kg · 1,14m<sup>3</sup>



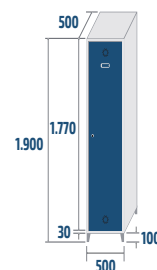
**SV-40/1**  
COD: 44001  
25kg · 0,38m<sup>3</sup>



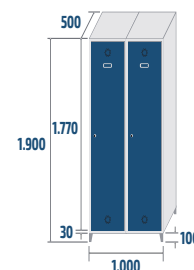
**SV-40/2**  
COD: 44002  
45kg · 0,76m<sup>3</sup>



**SV-40/3**  
COD: 44003  
65kg · 1,14m<sup>3</sup>

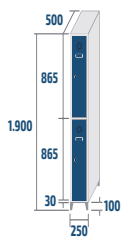


**SV-50/1**  
COD: 45001  
28kg · 0,48m<sup>3</sup>

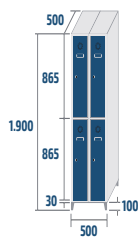


**SV-50/2**  
COD: 45002  
51kg · 0,95m<sup>3</sup>

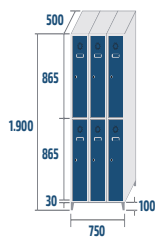
## SERIE ST



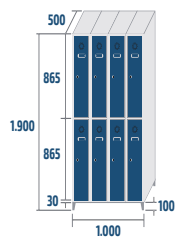
**ST-25/1**  
COD: 42511  
18,4kg · 0,24m<sup>3</sup>



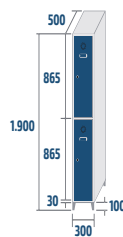
**ST-25/2**  
COD: 42512  
30,8kg · 0,48m<sup>3</sup>



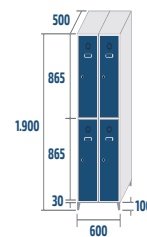
**ST-25/3**  
COD: 42513  
44,2kg · 0,71m<sup>3</sup>



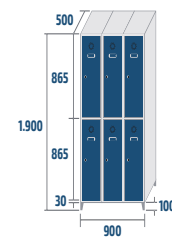
**ST-25/4**  
COD: 42514  
56,6kg · 0,95m<sup>3</sup>



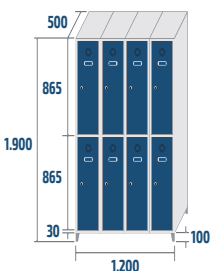
**ST-30/1**  
COD: 43011  
19,8kg · 0,29m<sup>3</sup>



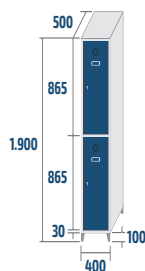
**ST-30/2**  
COD: 43012  
33,6kg · 0,57m<sup>3</sup>



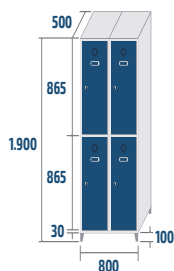
**ST-30/3**  
COD: 43013  
47,4kg · 0,86m<sup>3</sup>



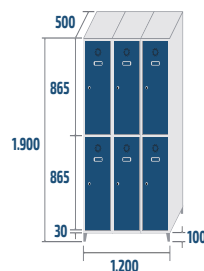
**ST-30/4**  
COD: 43014  
62,2kg · 1,14m<sup>3</sup>



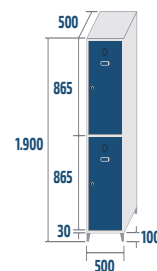
**ST-40/1**  
COD: 44011  
23kg · 0,38m<sup>3</sup>



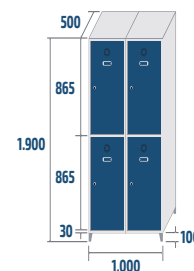
**ST-40/2**  
COD: 44012  
41kg · 0,76m<sup>3</sup>



**ST-40/3**  
COD: 44013  
59kg · 1,14m<sup>3</sup>



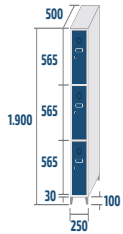
**ST-50/1**  
COD: 45011  
26kg · 0,48m<sup>3</sup>



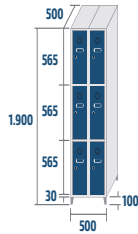
**ST-50/2**  
COD: 45012  
47kg · 0,95m<sup>3</sup>

# COMBINAISONS ET MESURES

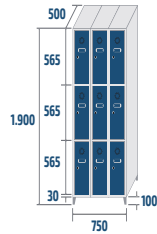
## SERIE SM



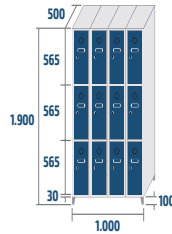
**SM-25/1**  
COD: 42531  
19,6kg · 0,24m<sup>3</sup>



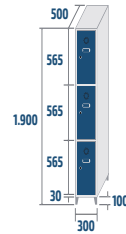
**SM-25/2**  
COD: 42532  
33,2kg · 0,48m<sup>3</sup>



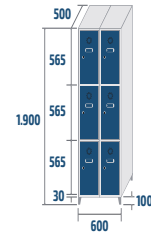
**SM-25/3**  
COD: 42533  
46,7kg · 0,71m<sup>3</sup>



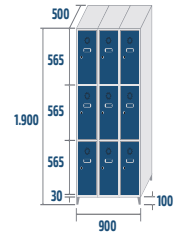
**SM-25/4**  
COD: 42534  
60,3kg · 0,95m<sup>3</sup>



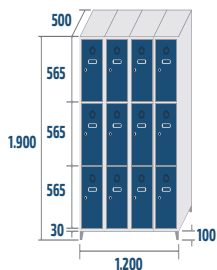
**SM-30/1**  
COD: 43031  
21kg · 0,29m<sup>3</sup>



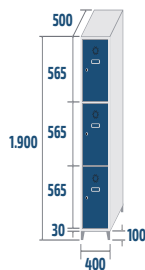
**SM-30/2**  
COD: 43032  
36kg · 0,57m<sup>3</sup>



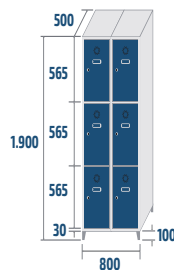
**SM-30/3**  
COD: 43033  
51kg · 0,86m<sup>3</sup>



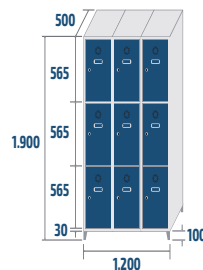
**SM-30/4**  
COD: 43034  
66kg · 1,14m<sup>3</sup>



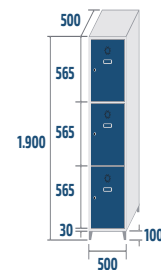
**SM-40/1**  
COD: 44031  
23,9kg · 0,38m<sup>3</sup>



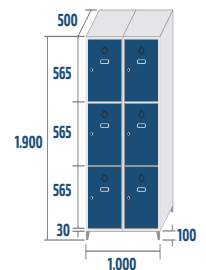
**SM-40/2**  
COD: 44032  
41,8kg · 0,76m<sup>3</sup>



**SM-40/3**  
COD: 44033  
59,7kg · 1,14m<sup>3</sup>

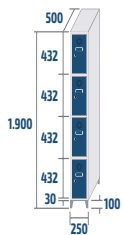


**SM-50/1**  
COD: 45031  
25,8kg · 0,48m<sup>3</sup>

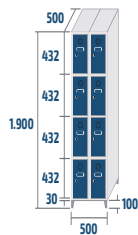


**SM-50/2**  
COD: 45032  
46,6kg · 0,95m<sup>3</sup>

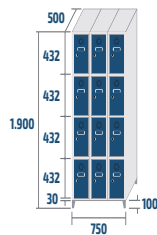
## SERIE SC



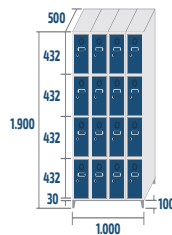
**SC-25/1**  
COD: 42521  
20kg · 0,24m<sup>3</sup>



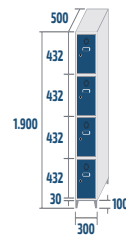
**SC-25/2**  
COD: 42522  
34,2kg · 0,48m<sup>3</sup>



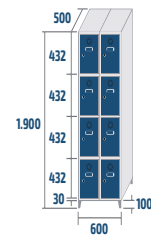
**SC-25/3**  
COD: 42523  
48,8kg · 0,71m<sup>3</sup>



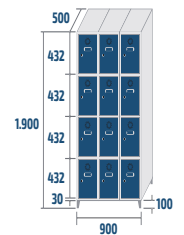
**SC-25/4**  
COD: 42524  
63,4kg · 0,95m<sup>3</sup>



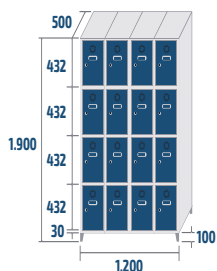
**SC-30/1**  
COD: 43021  
21,5kg · 0,29m<sup>3</sup>



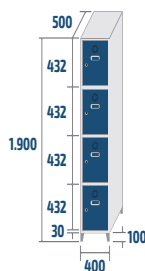
**SC-30/2**  
COD: 43022  
37,1kg · 0,57m<sup>3</sup>



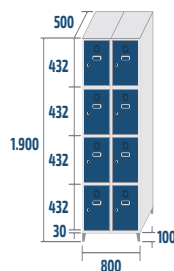
**SC-30/3**  
COD: 43023  
53,1kg · 0,86m<sup>3</sup>



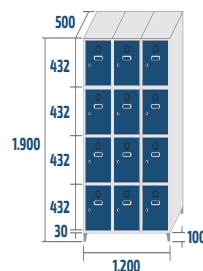
**SC-30/4**  
COD: 43024  
69,2kg · 1,14m<sup>3</sup>



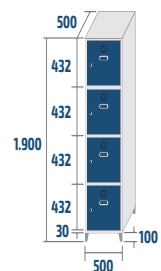
**SC-40/1**  
COD: 44021  
25kg · 0,38m<sup>3</sup>



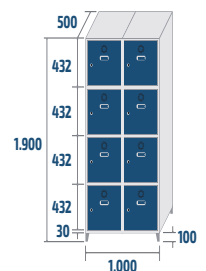
**SC-40/2**  
COD: 44022  
44kg · 0,76m<sup>3</sup>



**SC-40/3**  
COD: 44023  
63kg · 1,14m<sup>3</sup>



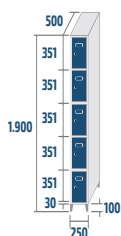
**SC-50/1**  
COD: 45021  
27,8kg · 0,48m<sup>3</sup>



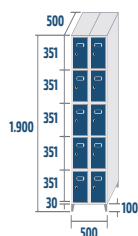
**SC-50/2**  
COD: 45022  
49,6kg · 0,95m<sup>3</sup>

# COMBINAISONS ET MESURES

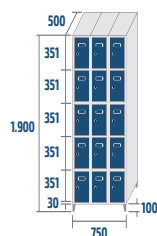
## SERIE SP



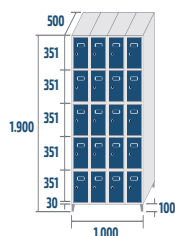
**SP-25/1**  
COD: 42551  
20,6kg · 0,24m<sup>3</sup>



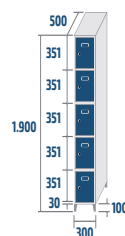
**SP-25/2**  
COD: 42552  
36,2kg · 0,48m<sup>3</sup>



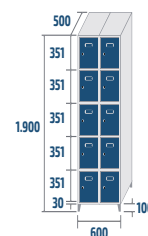
**SP-25/3**  
COD: 42553  
51,8kg · 0,71m<sup>3</sup>



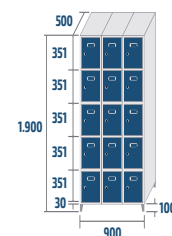
**SP-25/4**  
COD: 42554  
67,4kg · 0,95m<sup>3</sup>



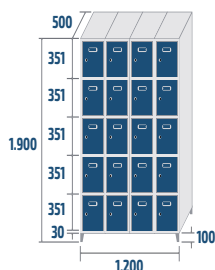
**SP-30/1**  
COD: 43051  
22kg · 0,29m<sup>3</sup>



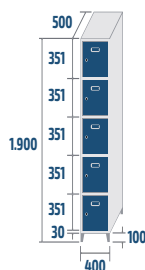
**SP-30/2**  
COD: 43052  
39,1kg · 0,57m<sup>3</sup>



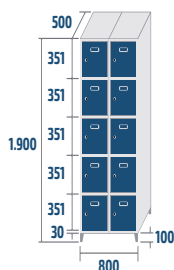
**SP-30/3**  
COD: 43053  
56,1kg · 0,86m<sup>3</sup>



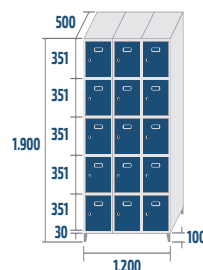
**SP-30/4**  
COD: 43054  
73,2kg · 1,14m<sup>3</sup>



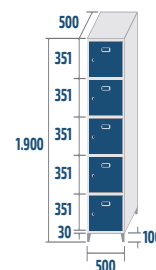
**SP-40/1**  
COD: 44051  
26kg · 0,38m<sup>3</sup>



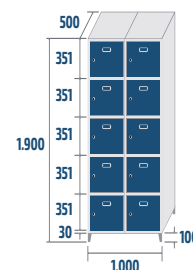
**SP-40/2**  
COD: 44052  
46kg · 0,76m<sup>3</sup>



**SP-40/3**  
COD: 44053  
66kg · 1,14m<sup>3</sup>

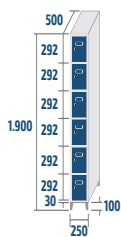


**SP-50/1**  
COD: 45051  
28,8kg · 0,48m<sup>3</sup>

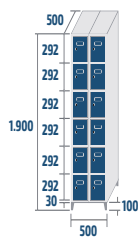


**SP-50/2**  
COD: 45052  
51,6kg · 0,95m<sup>3</sup>

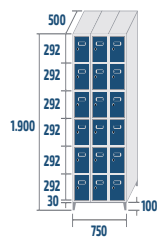
## SERIE SB



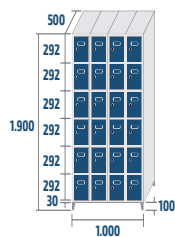
**SB-25/1**  
COD: 42561  
21,6kg · 0,24m<sup>3</sup>



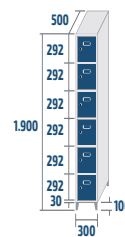
**SB-25/2**  
COD: 42562  
38,2kg · 0,48m<sup>3</sup>



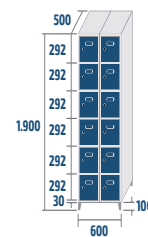
**SB-25/3**  
COD: 42563  
54,8kg · 0,71m<sup>3</sup>




**SB-25/4**  
COD: 42564  
71,4kg · 0,95m<sup>3</sup>



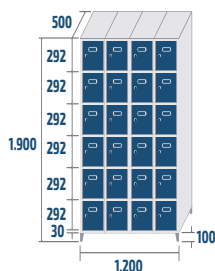
**SB-30/1**  
COD: 43061  
23kg · 0,29m<sup>3</sup>



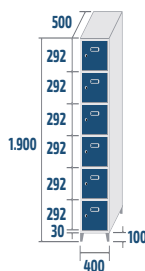
**SB-30/2**  
COD: 43062  
41,1kg · 0,57m<sup>3</sup>




**SB-30/3**  
COD: 43063  
59,1kg · 0,86m<sup>3</sup>



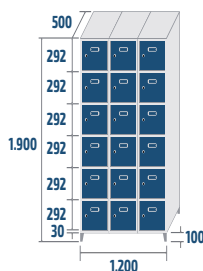
**SB-30/4**  
COD: 43064  
72,2kg · 1,14m<sup>3</sup>



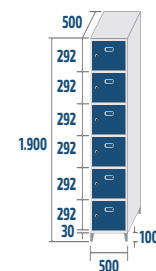
**SB-40/1**  
COD: 44061  
27kg · 0,38m<sup>3</sup>



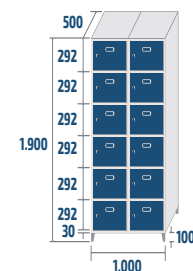
**SB-40/2**  
COD: 44062  
48kg · 0,76m<sup>3</sup>



**SB-40/3**  
COD: 44063  
69kg · 1,14m<sup>3</sup>



**SB-50/1**  
COD: 45061  
29,8kg · 0,48m<sup>3</sup>

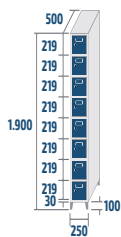


**SB-50/2**  
COD: 45062  
53,6kg · 0,95m<sup>3</sup>

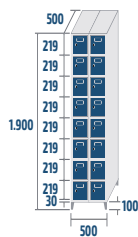


# COMBINAISONS ET MESURES

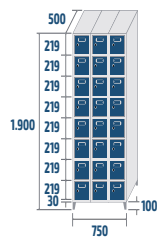
## SERIE SZ




**SZ-25/1**  
COD: 42581  
23,6kg · 0,24m<sup>3</sup>



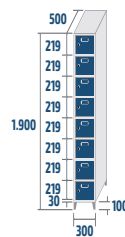
**SZ-25/2**  
COD: 42582  
42,2kg · 0,48m<sup>3</sup>



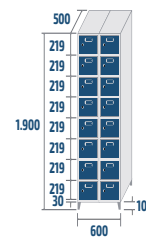
**SZ-25/3**  
COD: 42583  
60,8kg · 0,71m<sup>3</sup>



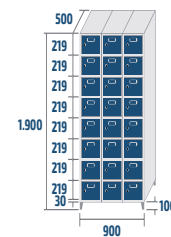
**SZ-25/4**  
COD: 42584  
79,4kg · 0,95m<sup>3</sup>



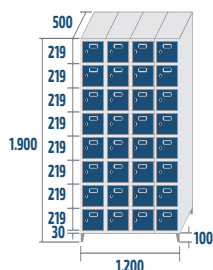
**SZ-30/1**  
COD: 43081  
25kg · 0,29m<sup>3</sup>



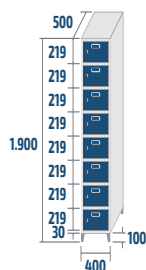
**SZ-30/2**  
COD: 43082  
45,1kg · 0,57m<sup>3</sup>




**SZ-30/3**  
COD: 43083  
65,1kg · 0,86m<sup>3</sup>



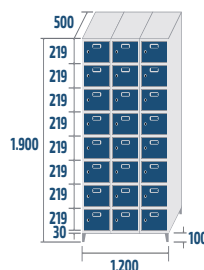
**SZ-30/4**  
COD: 43084  
85,2kg · 1,14m<sup>3</sup>




**SZ-40/1**  
COD: 44081  
29kg · 0,38m<sup>3</sup>



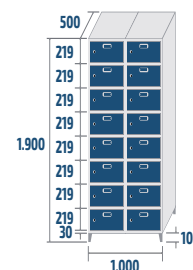
**SZ-40/2**  
COD: 44082  
52kg · 0,76m<sup>3</sup>



**SZ-40/3**  
COD: 44083  
75kg · 1,14m<sup>3</sup>



**SZ-50/1**  
COD: 45081  
31,8kg · 0,48m<sup>3</sup>



**SZ-50/2**  
COD: 45082  
57,6kg · 0,95m<sup>3</sup>

### MESURES INTÉRIURES (mm)

MODÈLE	250			300			350			400			450			500		
	H	L	P	H	L	P	H	L	P	H	L	P	H	L	P	H	L	P
SV	1.724	183	451	1.724	233	451	1.724	283	451	1.724	333	451	1.724	383	451	1.724	433	451
ST	847	183	451	847	233	451	847	283	451	847	333	451	847	383	451	847	433	451
SM	554	183	451	554	233	451	554	283	451	554	333	451	554	383	451	554	433	451
SC	408	183	451	408	233	451	408	283	451	408	333	451	408	383	451	408	433	451
SP	320	183	451	320	233	451	320	283	451	320	333	451	320	383	451	320	433	451
SB	262	183	451	262	233	451	262	283	451	262	333	451	262	383	451	262	433	451
SZ	189	183	451	189	233	451	189	283	451	189	333	451	189	383	451	189	433	451