



TECHNICAL DATA SHEET  
**MONOBLOK METHACRYLATE LOCKERS**  
*V, T, M, C, P, B and Z SERIES*



## CHARACTERISTICS

Welded Monoblok Lockers, manufactured with cold laminated sheet metal DC01, according to the European Norm EN 10130, with a carbon content of less than 0,12%.

Metal thickness of 0,6 mm.

Previous treatment of passivating and degreasing with amorph bonderizing before performing the painting process.

Dried in a polimerization oven at 180°C during 15 minutes.

Painting with Epoxy-polyester powder in robotized cabins.

### Body

Painted in grey RAL 7035 Micro.textured finish. Minimum thickness of the painting: 50 microns.

Welded shelf and coat rod at the SV-Series.

Coat rod at the ST-Series.

The models SV-40 and SV-50 include a vertical center partition.

Steel legs (of 1.5 mm thickness) with polyethylene caps in black colour included.

### Doors

Doors in transparent methacrylate of 10 mm thickness.


### Cleaning

It can be easily cleaned with cleaning agents, type "glass cleaner", general purpose cleaner etc., which are neutral and non-aggressive, with a smooth rag. Steel wool or similar products, are not recommended, as they can scratch the surface and create small corrosion holes of corrosion. Never use materials which contain chlorides, as they are contra-indicated because they cause oxidation. Hydrochloric acid or iron products in a prolonged contact are also not recommended.

**VERY IMPORTANT:** After using the product, it has to be dried very well (with a smooth rag), as the humidity would cause corrosion at metal lockers.



## COLOURS



## LOCKERS

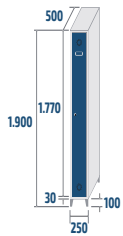


## OPTIONS




# COMBINATIONS AND DIMENSIONS

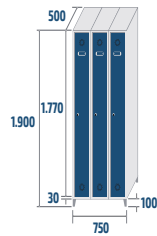
## SV SERIE




**SV-25/1**  
 COD: 42501  
 18,5kg · 0,24m<sup>3</sup>



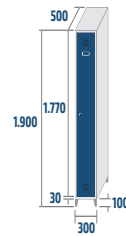
**SV-25/2**  
 COD: 42502  
 31kg · 0,48m<sup>3</sup>



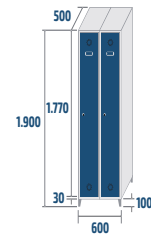
**SV-25/3**  
 COD: 42503  
 44,5kg · 0,71m<sup>3</sup>



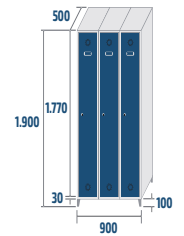
**SV-25/4**  
 COD: 42504  
 57kg · 0,95m<sup>3</sup>



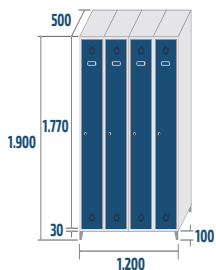
**SV-30/1**  
 COD: 43001  
 20,6kg · 0,29m<sup>3</sup>



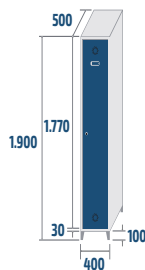
**SV-30/2**  
 COD: 43002  
 35,2kg · 0,57m<sup>3</sup>




**SV-30/3**  
 COD: 43003  
 49,8kg · 0,86m<sup>3</sup>



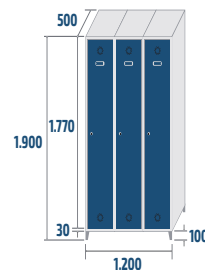
**SV-30/4**  
 COD: 43004  
 64,4kg · 1,14m<sup>3</sup>



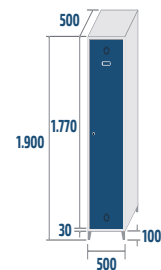
**SV-40/1**  
 COD: 44001  
 25kg · 0,38m<sup>3</sup>



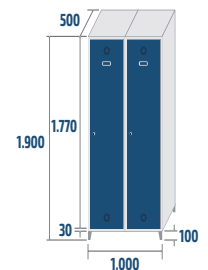
**SV-40/2**  
 COD: 44002  
 45kg · 0,76m<sup>3</sup>



**SV-40/3**  
 COD: 44003  
 65kg · 1,14m<sup>3</sup>

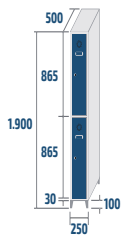


**SV-50/1**  
 COD: 45001  
 28kg · 0,48m<sup>3</sup>

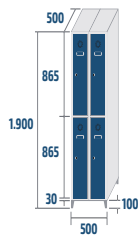


**SV-50/2**  
 COD: 45002  
 51kg · 0,95m<sup>3</sup>

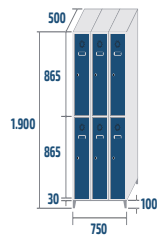
## ST SERIE



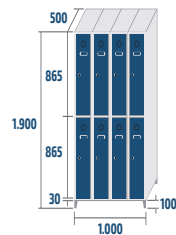
**ST-25/1**  
 COD: 42511  
 18,4kg · 0,24m<sup>3</sup>



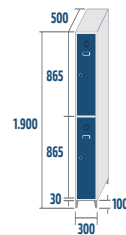
**ST-25/2**  
 COD: 42512  
 30,8kg · 0,48m<sup>3</sup>



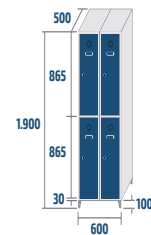
**ST-25/3**  
 COD: 42513  
 44,2kg · 0,71m<sup>3</sup>



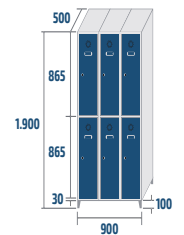
**ST-25/4**  
 COD: 42514  
 56,6kg · 0,95m<sup>3</sup>



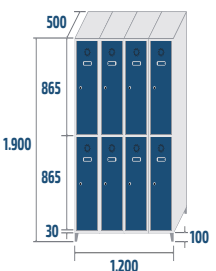
**ST-30/1**  
 COD: 43011  
 19,8kg · 0,29m<sup>3</sup>



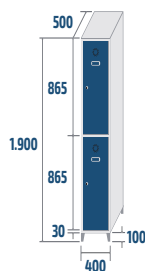
**ST-30/2**  
 COD: 43012  
 33,6kg · 0,57m<sup>3</sup>




**ST-30/3**  
 COD: 43013  
 47,4kg · 0,86m<sup>3</sup>



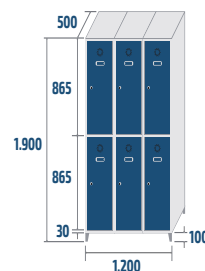
**ST-30/4**  
 COD: 43014  
 62,2kg · 1,14m<sup>3</sup>



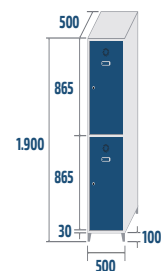
**ST-40/1**  
 COD: 44011  
 23kg · 0,38m<sup>3</sup>



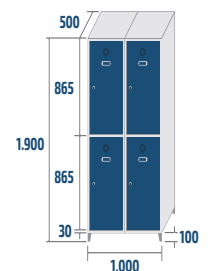
**ST-40/2**  
 COD: 44012  
 41kg · 0,76m<sup>3</sup>



**ST-40/3**  
 COD: 44013  
 59kg · 1,14m<sup>3</sup>



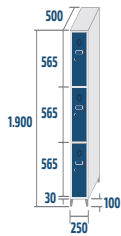
**ST-50/1**  
 COD: 45011  
 26kg · 0,48m<sup>3</sup>



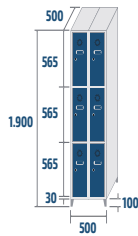
**ST-50/2**  
 COD: 45012  
 47kg · 0,95m<sup>3</sup>

# COMBINATIONS AND DIMENSIONS

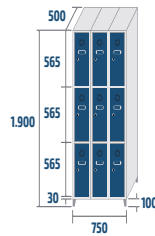
## SM SERIE



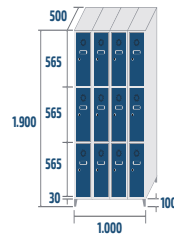
**SM-25/1**  
 COD: 42531  
 19,6kg · 0,24m<sup>3</sup>



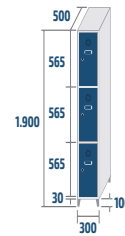
**SM-25/2**  
 COD: 42532  
 33,2kg · 0,48m<sup>3</sup>



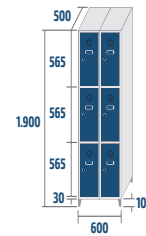
**SM-25/3**  
 COD: 42533  
 46,7kg · 0,71m<sup>3</sup>



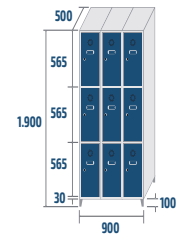
**SM-25/4**  
 COD: 42534  
 60,3kg · 0,95m<sup>3</sup>



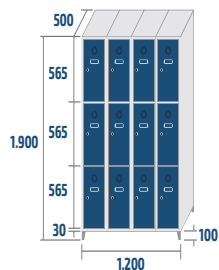
**SM-30/1**  
 COD: 43031  
 21kg · 0,29m<sup>3</sup>



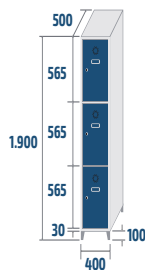
**SM-30/2**  
 COD: 43032  
 36kg · 0,57m<sup>3</sup>



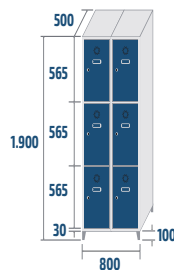
**SM-30/3**  
 COD: 43033  
 51kg · 0,86m<sup>3</sup>



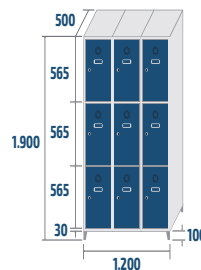
**SM-30/4**  
 COD: 43034  
 66kg · 1,14m<sup>3</sup>



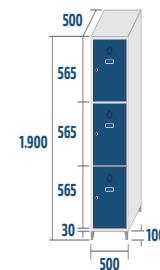
**SM-40/1**  
 COD: 44031  
 23,9kg · 0,38m<sup>3</sup>



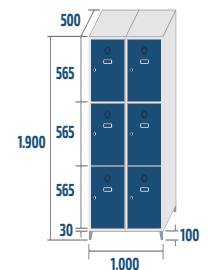
**SM-40/2**  
 COD: 44032  
 41,8kg · 0,76m<sup>3</sup>



**SM-40/3**  
 COD: 44033  
 59,7kg · 1,14m<sup>3</sup>

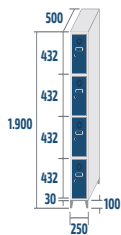


**SM-50/1**  
 COD: 45031  
 25,8kg · 0,48m<sup>3</sup>

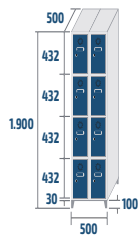


**SM-50/2**  
 COD: 45032  
 46,6kg · 0,95m<sup>3</sup>

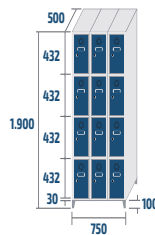
## SC SERIE



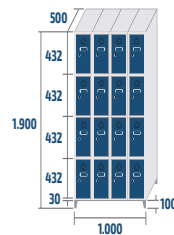
**SC-25/1**  
 COD: 42521  
 20kg · 0,24m<sup>3</sup>




**SC-25/2**  
 COD: 42522  
 34,2kg · 0,48m<sup>3</sup>



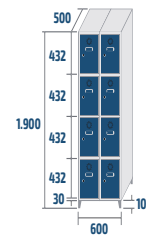
**SC-25/3**  
 COD: 42523  
 48,8kg · 0,71m<sup>3</sup>



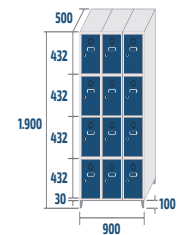
**SC-25/4**  
 COD: 42524  
 63,4kg · 0,95m<sup>3</sup>



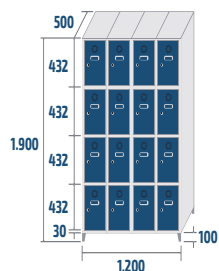
**SC-30/1**  
 COD: 43021  
 21,5kg · 0,29m<sup>3</sup>



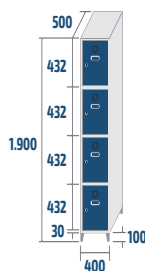
**SC-30/2**  
 COD: 43022  
 37,1kg · 0,57m<sup>3</sup>



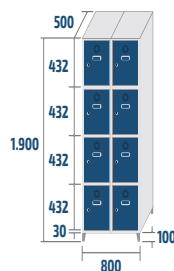
**SC-30/3**  
 COD: 43023  
 53,1kg · 0,86m<sup>3</sup>



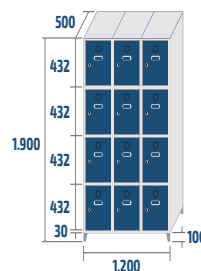
**SC-30/4**  
 COD: 43024  
 69,2kg · 1,14m<sup>3</sup>



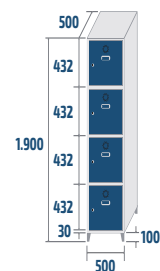
**SC-40/1**  
 COD: 44021  
 25kg · 0,38m<sup>3</sup>



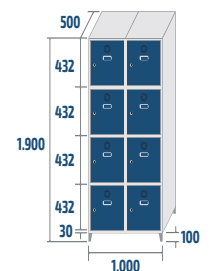
**SC-40/2**  
 COD: 44022  
 44kg · 0,76m<sup>3</sup>



**SC-40/3**  
 COD: 44023  
 63kg · 1,14m<sup>3</sup>




**SC-50/1**  
 COD: 45021  
 27,8kg · 0,48m<sup>3</sup>



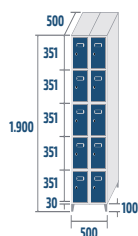
**SC-50/2**  
 COD: 45022  
 49,6kg · 0,95m<sup>3</sup>

# COMBINATIONS AND DIMENSIONS

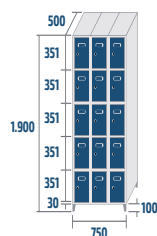
## SP SERIE



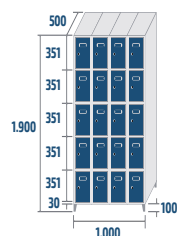
**SP-25/1**  
 COD: 42551  
 20,6kg · 0,24m<sup>3</sup>



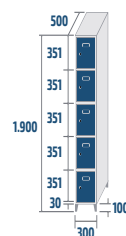
**SP-25/2**  
 COD: 42552  
 36,2kg · 0,48m<sup>3</sup>




**SP-25/3**  
 COD: 42553  
 51,8kg · 0,71m<sup>3</sup>



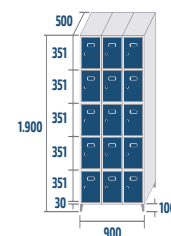
**SP-25/4**  
 COD: 42554  
 67,4kg · 0,95m<sup>3</sup>



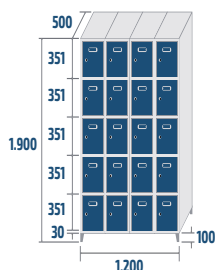
**SP-30/1**  
 COD: 43051  
 22kg · 0,29m<sup>3</sup>



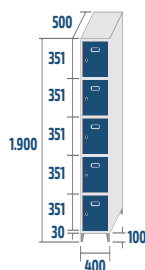
**SP-30/2**  
 COD: 43052  
 39,1kg · 0,57m<sup>3</sup>



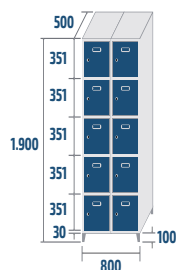
**SP-30/3**  
 COD: 43053  
 56,1kg · 0,86m<sup>3</sup>



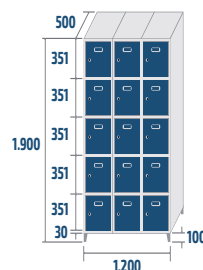
**SP-30/4**  
 COD: 43054  
 73,2kg · 1,14m<sup>3</sup>



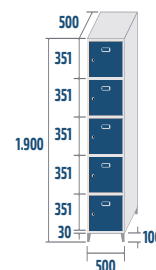
**SP-40/1**  
 COD: 44051  
 26kg · 0,38m<sup>3</sup>



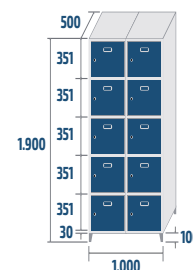
**SP-40/2**  
 COD: 44052  
 46kg · 0,76m<sup>3</sup>



**SP-40/3**  
 COD: 44053  
 66kg · 1,14m<sup>3</sup>




**SP-50/1**  
 COD: 45051  
 28,8kg · 0,48m<sup>3</sup>

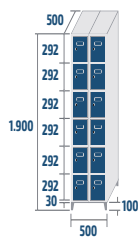


**SP-50/2**  
 COD: 45052  
 51,6kg · 0,95m<sup>3</sup>

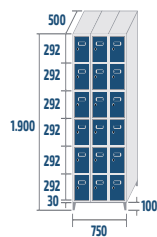
## SB SERIE



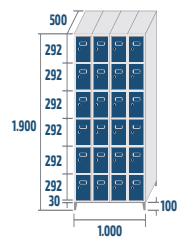
**SB-25/1**  
 COD: 42561  
 21,6kg · 0,24m<sup>3</sup>



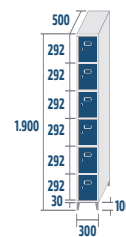
**SB-25/2**  
 COD: 42562  
 38,2kg · 0,48m<sup>3</sup>



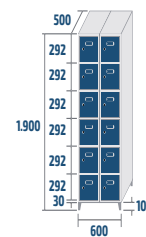
**SB-25/3**  
 COD: 42563  
 54,8kg · 0,71m<sup>3</sup>



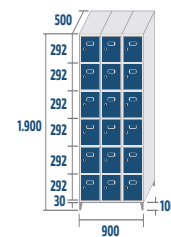
**SB-25/4**  
 COD: 42564  
 71,4kg · 0,95m<sup>3</sup>



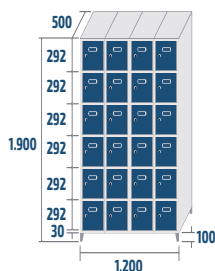
**SB-30/1**  
 COD: 43061  
 23kg · 0,29m<sup>3</sup>



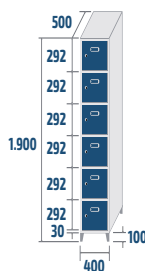
**SB-30/2**  
 COD: 43062  
 41,1kg · 0,57m<sup>3</sup>




**SB-30/3**  
 COD: 43063  
 59,1kg · 0,86m<sup>3</sup>



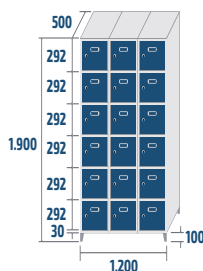
**SB-30/4**  
 COD: 43064  
 72,2kg · 1,14m<sup>3</sup>



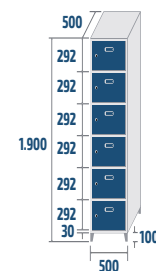
**SB-40/1**  
 COD: 44061  
 27kg · 0,38m<sup>3</sup>



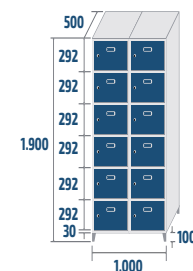
**SB-40/2**  
 COD: 44062  
 48kg · 0,76m<sup>3</sup>



**SB-40/3**  
 COD: 44063  
 69kg · 1,14m<sup>3</sup>



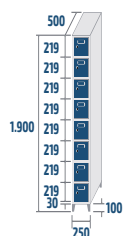
**SB-50/1**  
 COD: 45061  
 29,8kg · 0,48m<sup>3</sup>



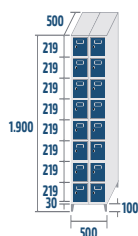
**SB-50/2**  
 COD: 45062  
 53,6kg · 0,95m<sup>3</sup>

# COMBINATIONS AND DIMENSIONS


## SZ SERIE




**SZ-25/1**  
 COD: 42581  
 23,6kg · 0,24m<sup>3</sup>



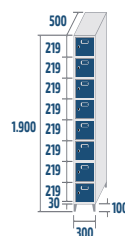
**SZ-25/2**  
 COD: 42582  
 42,2kg · 0,48m<sup>3</sup>




**SZ-25/3**  
 COD: 42583  
 60,8kg · 0,71m<sup>3</sup>



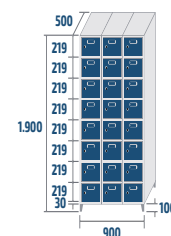
**SZ-25/4**  
 COD: 42584  
 79,4kg · 0,95m<sup>3</sup>



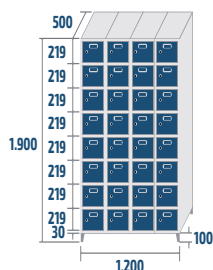
**SZ-30/1**  
 COD: 43081  
 25kg · 0,29m<sup>3</sup>



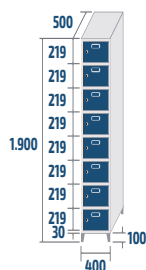
**SZ-30/2**  
 COD: 43082  
 45,1kg · 0,57m<sup>3</sup>




**SZ-30/3**  
 COD: 43083  
 65,1kg · 0,86m<sup>3</sup>



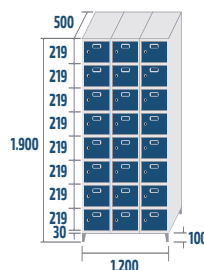
**SZ-30/4**  
 COD: 43084  
 85,2kg · 1,14m<sup>3</sup>




**SZ-40/1**  
 COD: 44081  
 29kg · 0,38m<sup>3</sup>



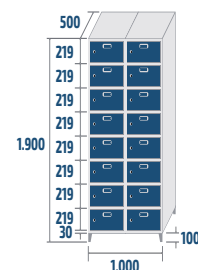
**SZ-40/2**  
 COD: 44082  
 52kg · 0,76m<sup>3</sup>



**SZ-40/3**  
 COD: 44083  
 75kg · 1,14m<sup>3</sup>



**SZ-50/1**  
 COD: 45081  
 31,8kg · 0,48m<sup>3</sup>



**SZ-50/2**  
 COD: 45082  
 57,6kg · 0,95m<sup>3</sup>

### INTERIOR MEASUREMENTS (mm)

MODEL	250			300			350			400			450			500		
	HEIGHT	WIDTH	DEPTH	HEIGHT	WIDTH	DEPTH	HEIGHT	WIDTH	DEPTH	HEIGHT	WIDTH	DEPTH	HEIGHT	WIDTH	DEPTH	HEIGHT	WIDTH	DEPTH
SV	1.724	183	451	1.724	233	451	1.724	283	451	1.724	333	451	1.724	383	451	1.724	433	451
ST	847	183	451	847	233	451	847	283	451	847	333	451	847	383	451	847	433	451
SM	554	183	451	554	233	451	554	283	451	554	333	451	554	383	451	554	433	451
SC	408	183	451	408	233	451	408	283	451	408	333	451	408	383	451	408	433	451
SP	320	183	451	320	233	451	320	283	451	320	333	451	320	383	451	320	433	451
SB	262	183	451	262	233	451	262	283	451	262	333	451	262	383	451	262	433	451
SZ	189	183	451	189	233	451	189	283	451	189	333	451	189	383	451	189	433	451