



FICHA TÉCNICA
TAQUILLAS MONOBLOK METACRILATO
SERIES V, T, M, C, P, B y Z



CARACTERÍSTICAS

Taquillas soldadas monoblok fabricadas en chapa de acero laminado en frío, calidad DC01, según norma europea EN 10130 con un contenido en carbono inferior al 0.12%.

Espesor de 0.6 mm.

Tratamiento previo al pintado de pasivado y desengrase con fosfatación amorfa.

Secado en horno a 180°C durante 15 minutos.

Pintadas con pintura Epoxi-poliéster en polvo mediante cabinas robotizadas.

Cuerpo

Pintados en gris RAL 7035 Microtexturado. Espesor mínimo de 50 micras.

Bandeja soldada y colgador para perchas en la serie SV.

Colgador para perchas en la serie ST.

Los modelos SV-40 y SV-50 disponen de divisoria vertical.

Incluye patas de acero (grosor 1.5 mm) con conteras de polietileno en color negro.

Puertas

Puerta en metacrilato transparente de 10 mm de grosor.

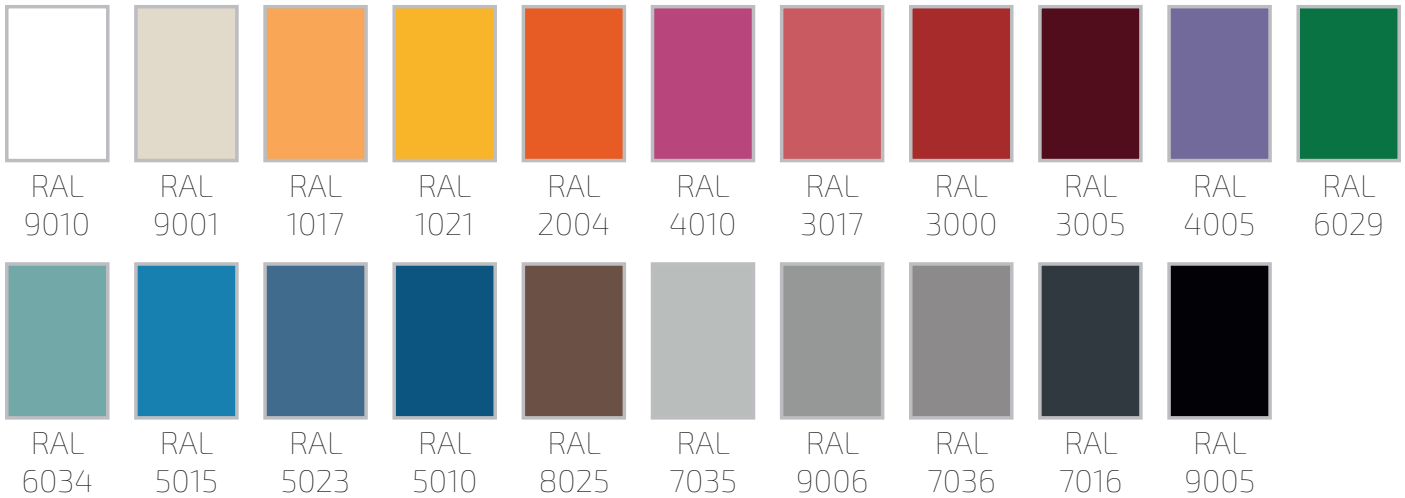
Limpieza

Se puede limpiar con facilidad con productos de limpieza tipo "limpiacristales", multiusos etc., que sean neutros y no agresivos, con un paño suave. La lana de acero o productos similares, no están recomendados, puesto que pueden arañar la superficie. Los productos similares, no están recomendados, puesto que pueden arañar la superficie y crear picaduras de corrosión. No utilice materiales que contengan cloruros, pues están contraindicados ya que causan oxidación. El ácido clorhídrico o los productos de hierro en contacto prolongado tampoco están recomendados.

MUY IMPORTANTE: Después de utilizar el producto, tiene que secarse bien (con un paño suave) ya que la humedad provocaría corrosión en las taquillas metálicas.



COLORES



CERRADURAS

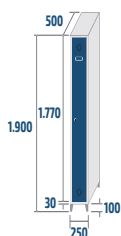


OPCIONES




COMBINACIONES Y MEDIDAS


SERIE SV




SV-25/1
COD: 42501
18,5kg · 0,24m³



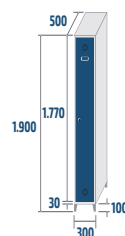
SV-25/2
COD: 42502
31kg · 0,48m³



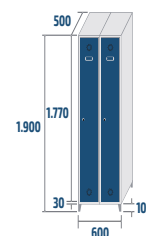
SV-25/3
COD: 42503
44,5kg · 0,71m³



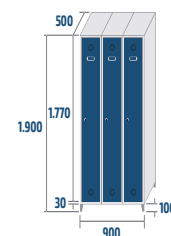
SV-25/4
COD: 42504
57kg · 0,95m³



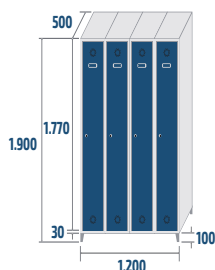
SV-30/1
COD: 43001
20,6kg · 0,29m³



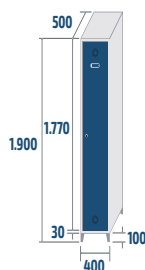
SV-30/2
COD: 43002
35,2kg · 0,57m³




SV-30/3
COD: 43003
49,8kg · 0,86m³



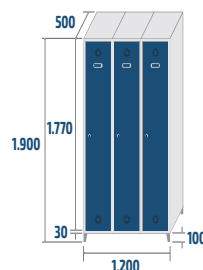
SV-30/4
COD: 43004
64,4kg · 1,14m³




SV-40/1
COD: 44001
25kg · 0,38m³




SV-40/2
COD: 44002
45kg · 0,76m³



SV-40/3
COD: 44003
65kg · 1,14m³

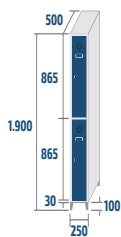


SV-50/1
COD: 45001
28kg · 0,48m³

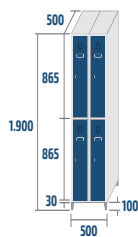


SV-50/2
COD: 45002
51kg · 0,95m³

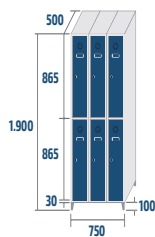
SERIE ST



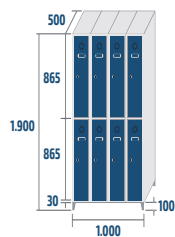
ST-25/1
COD: 42511
18,4kg · 0,24m³



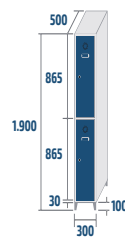
ST-25/2
COD: 42512
30,8kg · 0,48m³



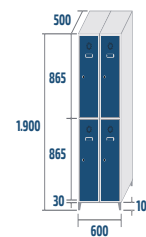
ST-25/3
COD: 42513
44,2kg · 0,71m³



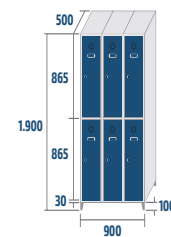
ST-25/4
COD: 42514
56,6kg · 0,95m³



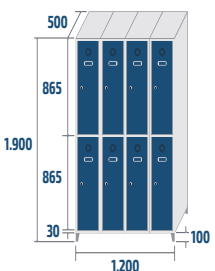
ST-30/1
COD: 43011
19,8kg · 0,29m³



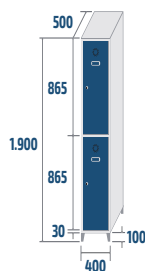
ST-30/2
COD: 43012
33,6kg · 0,57m³



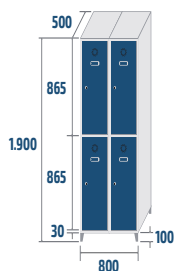
ST-30/3
COD: 43013
47,4kg · 0,86m³



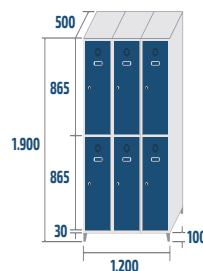
ST-30/4
COD: 43014
62,2kg · 1,14m³



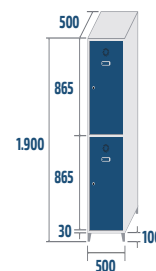
ST-40/1
COD: 44011
23kg · 0,38m³



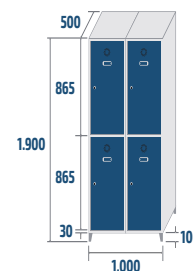
ST-40/2
COD: 44012
41kg · 0,76m³



ST-40/3
COD: 44013
59kg · 1,14m³



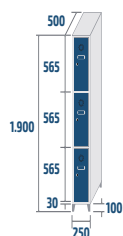
ST-50/1
COD: 45011
26kg · 0,48m³



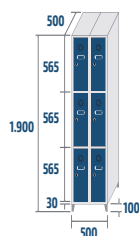
ST-50/2
COD: 45012
47kg · 0,95m³

COMBINACIONES Y MEDIDAS

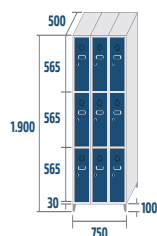
SERIE SM



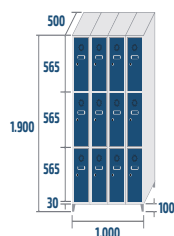
SM-25/1
COD: 42531
19,6kg · 0,24m³



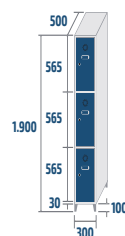
SM-25/2
COD: 42532
33,2kg · 0,48m³



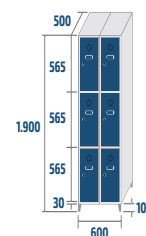
SM-25/3
COD: 42533
46,7kg · 0,71m³



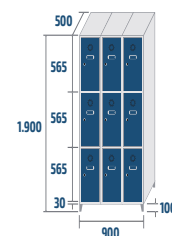
SM-25/4
COD: 42534
60,3kg · 0,95m³



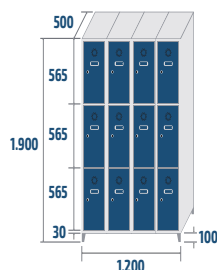
SM-30/1
COD: 43031
21kg · 0,29m³



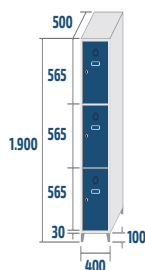
SM-30/2
COD: 43032
36kg · 0,57m³




SM-30/3
COD: 43033
51kg · 0,86m³



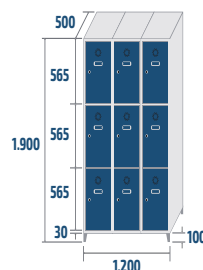
SM-30/4
COD: 43034
66kg · 1,14m³



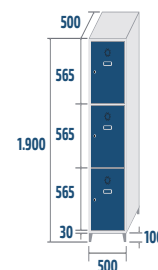
SM-40/1
COD: 44031
23,9kg · 0,38m³



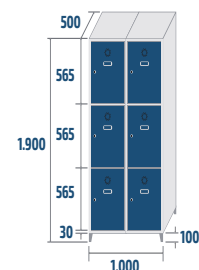
SM-40/2
COD: 44032
41,8kg · 0,76m³



SM-40/3
COD: 44033
59,7kg · 1,14m³

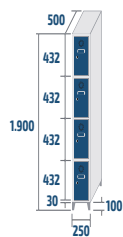


SM-50/1
COD: 45031
25,8kg · 0,48m³

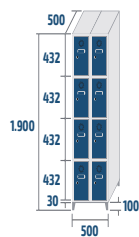


SM-50/2
COD: 45032
46,6kg · 0,95m³

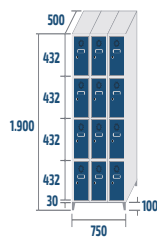
SERIE SC



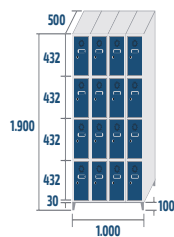
SC-25/1
COD: 42521
20kg · 0,24m³



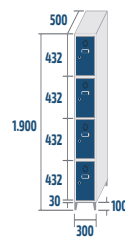
SC-25/2
COD: 42522
34,2kg · 0,48m³



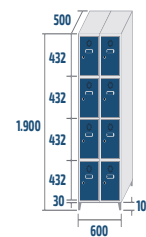
SC-25/3
COD: 42523
48,8kg · 0,71m³



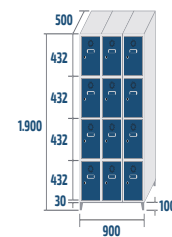
SC-25/4
COD: 42524
63,4kg · 0,95m³



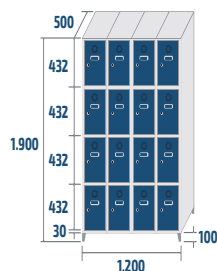
SC-30/1
COD: 43021
21,5kg · 0,29m³



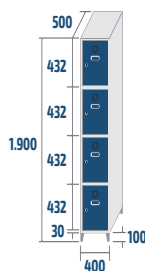
SC-30/2
COD: 43022
37,1kg · 0,57m³



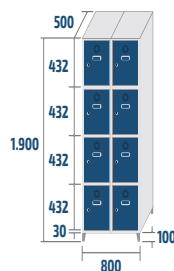
SC-30/3
COD: 43023
53,1kg · 0,86m³



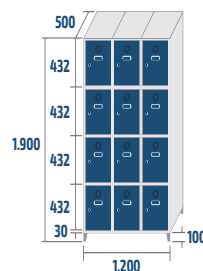
SC-30/4
COD: 43024
69,2kg · 1,14m³



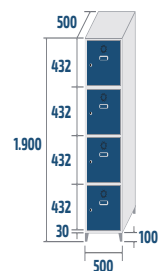
SC-40/1
COD: 44021
25kg · 0,38m³



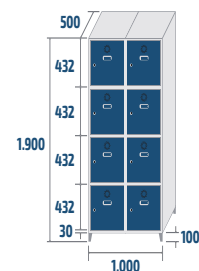
SC-40/2
COD: 44022
44kg · 0,76m³



SC-40/3
COD: 44023
63kg · 1,14m³



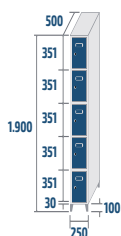
SC-50/1
COD: 45021
27,8kg · 0,48m³



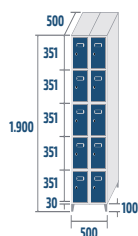
SC-50/2
COD: 45022
49,6kg · 0,95m³

COMBINACIONES Y MEDIDAS

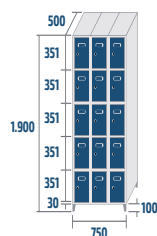
SERIE SP



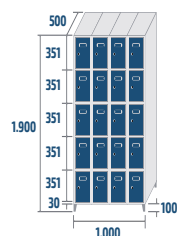
SP-25/1
COD: 42551
20,6kg · 0,24m³



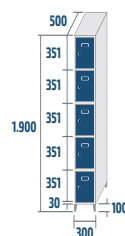
SP-25/2
COD: 42552
36,2kg · 0,48m³




SP-25/3
COD: 42553
51,8kg · 0,71m³



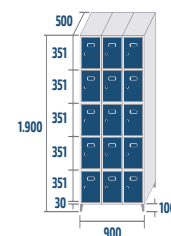
SP-25/4
COD: 42554
67,4kg · 0,95m³



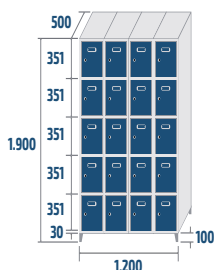
SP-30/1
COD: 43051
22kg · 0,29m³



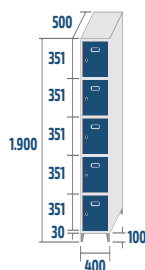
SP-30/2
COD: 43052
39,1kg · 0,57m³



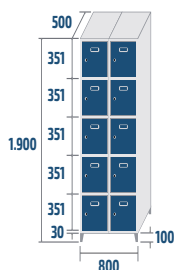
SP-30/3
COD: 43053
56,1kg · 0,86m³



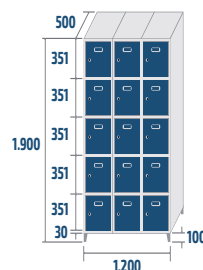
SP-30/4
COD: 43054
73,2kg · 1,14m³



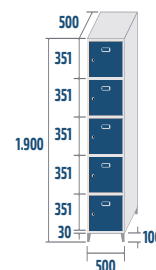
SP-40/1
COD: 44051
26kg · 0,38m³



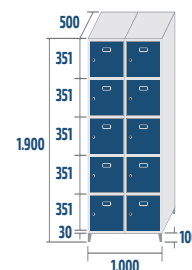
SP-40/2
COD: 44052
46kg · 0,76m³



SP-40/3
COD: 44053
66kg · 1,14m³

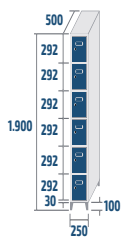


SP-50/1
COD: 45051
28,8kg · 0,48m³

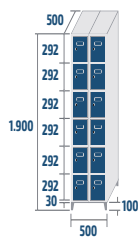


SP-50/2
COD: 45052
51,6kg · 0,95m³

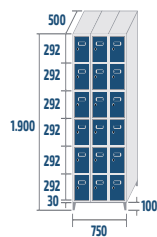
SERIE SB



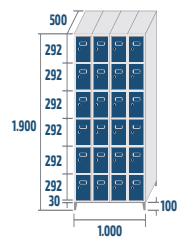
SB-25/1
COD: 42561
21,6kg · 0,24m³



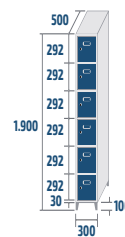
SB-25/2
COD: 42562
38,2kg · 0,48m³



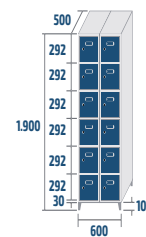
SB-25/3
COD: 42563
54,8kg · 0,71m³



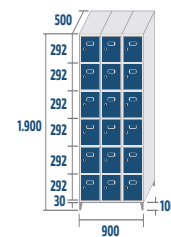
SB-25/4
COD: 42564
71,4kg · 0,95m³



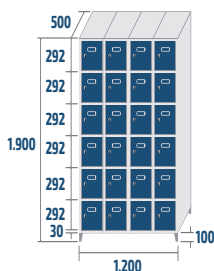
SB-30/1
COD: 43061
23kg · 0,29m³



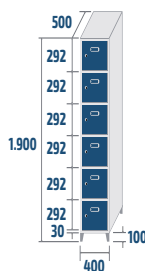
SB-30/2
COD: 43062
41,1kg · 0,57m³




SB-30/3
COD: 43063
59,1kg · 0,86m³



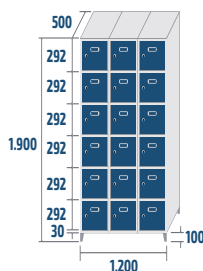
SB-30/4
COD: 43064
72,2kg · 1,14m³



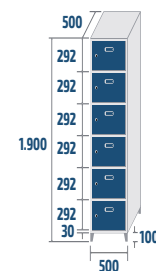
SB-40/1
COD: 44061
27kg · 0,38m³



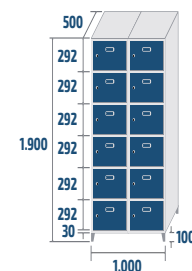
SB-40/2
COD: 44062
48kg · 0,76m³



SB-40/3
COD: 44063
69kg · 1,14m³



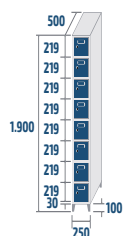
SB-50/1
COD: 45061
29,8kg · 0,48m³



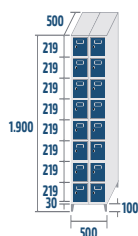
SB-50/2
COD: 45062
53,6kg · 0,95m³

COMBINACIONES Y MEDIDAS

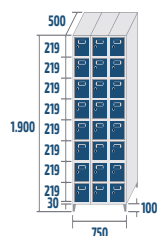
SERIE SZ




SZ-25/1
COD: 42581
23,6kg · 0,24m³



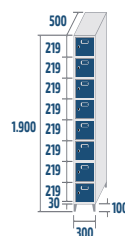
SZ-25/2
COD: 42582
42,2kg · 0,48m³




SZ-25/3
COD: 42583
60,8kg · 0,71m³



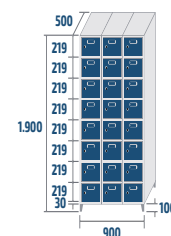
SZ-25/4
COD: 42584
79,4kg · 0,95m³



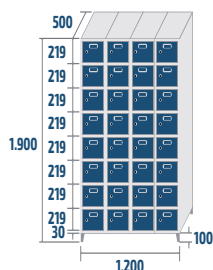
SZ-30/1
COD: 43081
25kg · 0,29m³



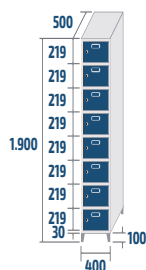
SZ-30/2
COD: 43082
45,1kg · 0,57m³




SZ-30/3
COD: 43083
65,1kg · 0,86m³




SZ-30/4
COD: 43084
85,2kg · 1,14m³




SZ-40/1
COD: 44081
29kg · 0,38m³



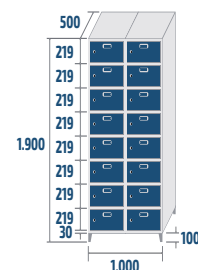
SZ-40/2
COD: 44082
52kg · 0,76m³



SZ-40/3
COD: 44083
75kg · 1,14m³



SZ-50/1
COD: 45081
31,8kg · 0,48m³



SZ-50/2
COD: 45082
57,6kg · 0,95m³

HUECO ÚTIL (mm)

MODELO	250			300			350			400			450			500		
	ALTO	ANCHO	FONDO	ALTO	ANCHO	FONDO	ALTO	ANCHO	FONDO	ALTO	ANCHO	FONDO	ALTO	ANCHO	FONDO	ALTO	ANCHO	FONDO
SV	1.724	183	451	1.724	233	451	1.724	283	451	1.724	333	451	1.724	383	451	1.724	433	451
ST	847	183	451	847	233	451	847	283	451	847	333	451	847	383	451	847	433	451
SM	554	183	451	554	233	451	554	283	451	554	333	451	554	383	451	554	433	451
SC	408	183	451	408	233	451	408	283	451	408	333	451	408	383	451	408	433	451
SP	320	183	451	320	233	451	320	283	451	320	333	451	320	383	451	320	433	451
SB	262	183	451	262	233	451	262	283	451	262	333	451	262	383	451	262	433	451
SZ	189	183	451	189	233	451	189	283	451	189	333	451	189	383	451	189	433	451