

TECHNICAL DATA SHEET
MONOBLOC LOCKERS
SERIES L2





SL2 SERIES

2 L-shaped doors
per column

For further information, please, do not hesitate to contact us by phone **+34 976 50 54 88**, or to have a look at our homepage: www.megablok.com

CHARACTERISTICS

Welded Monoblok Lockers, manufactured with cold laminated sheet metal DC01, according to the European Norm EN 10130, with a carbon content of less than 0,12%.

Metal thickness of 0,6 mm.

Previous treatment of passivating and degreasing with amorph bonderizing before performing the painting process.

Dried in a polimerization oven at 180°C during 15 minutes.

Painting with Epoxy-polyester powder in robotized cabins..

Body

Painted in grey RAL 7035 Micro.textured finish. Minimum thickness of the painting: 50 microns.

Welded shelf and coat rod.

Steel legs (of 1.5 mm thickness) with polyethylene caps in black colour included.

Doors

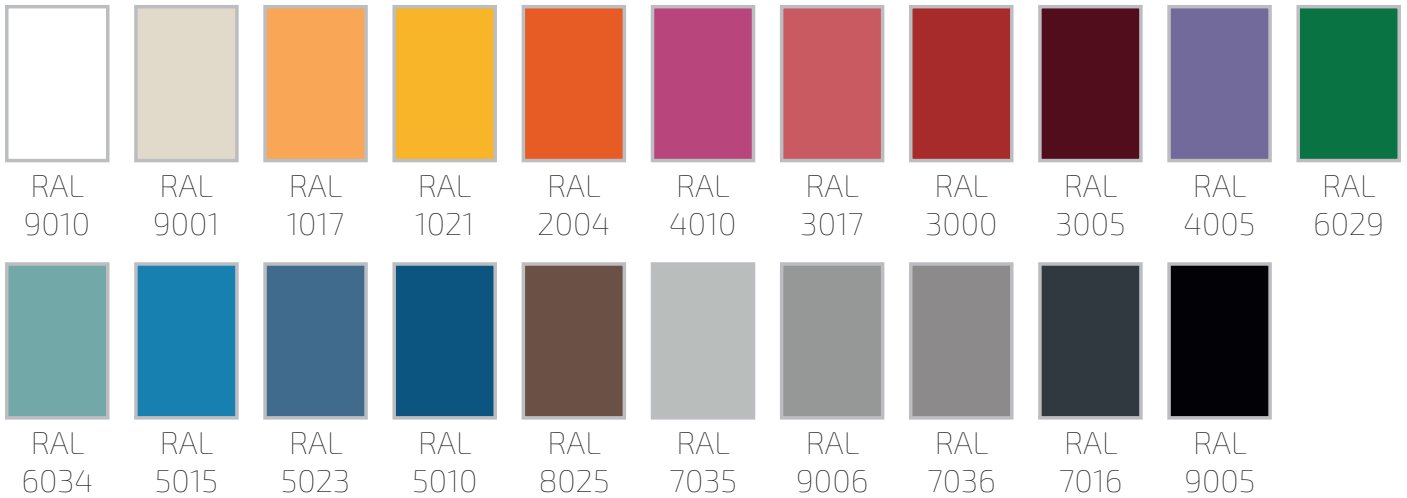
Painted in blue RAL 5010 or grey RAL 7035 Micro-textured finish. Minimum thickness of the painting: 50 microns.

Doors without sharp endings and with hidden hinges.

L-shaped with longitudinal reinforcement and hidden hinges.



COLOURS



LOCKS




OPTIONS



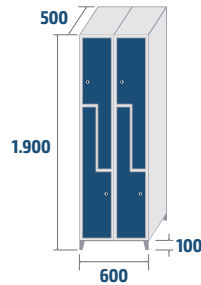
For further information, please, do not hesitate to contact us by phone +34 976 50 54 88, or to have a look at our homepage: www.megablok.com

COMBINATIONS AND DIMENSIONS

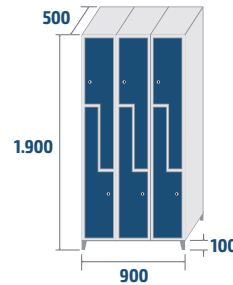
SL2 SERIES



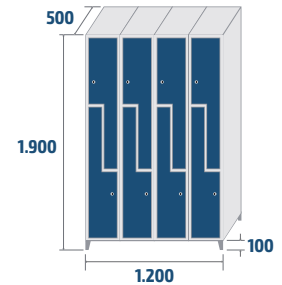
SL2-30/1
COD: 43041
21kg · 0,29m³




SL2-30/2
COD: 43042
37,1kg · 0,57m³



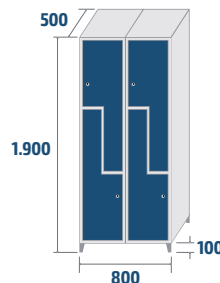
SL2-30/3
COD: 43043
53,1kg · 0,86m³



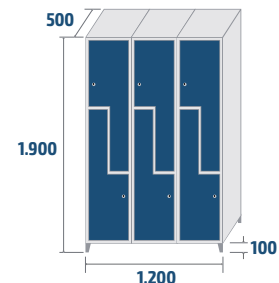
SL2-30/4
COD: 43143
69,1kg · 1,14m³



SL2-40/1
COD: 43044
25kg · 0,38m³



SL2-40/2
COD: 43045
44kg · 0,76m³



SL2-40/3
COD: 43145
63kg · 1,14m³

COMBINATIONS AND DIMENSIONS

INTERIOR MEASUREMENTS (mm)

MODEL	300			400		
	HEIGHT	WIDTH	DEPTH	HEIGHT	WIDTH	DEPTH
SL2	1.223/480	93/223	477	1.223/480	143/323	477